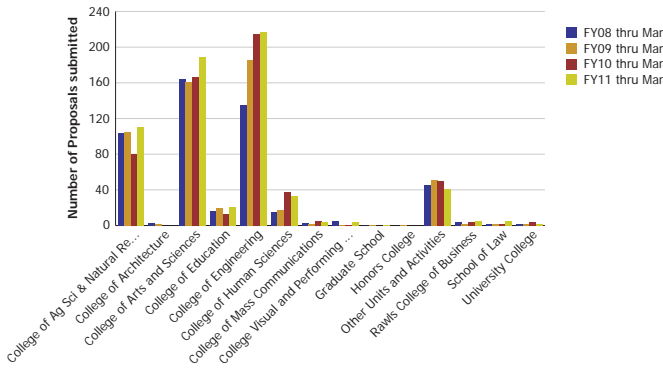


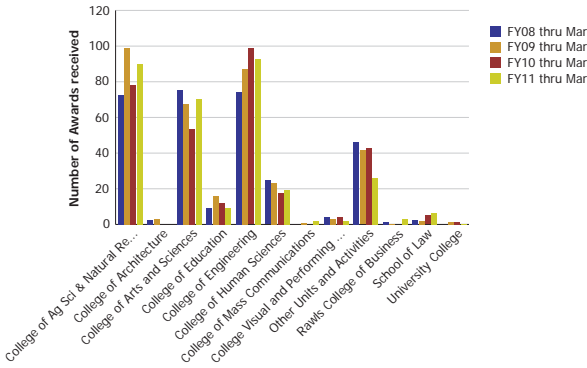
Research Metrics through March FY11 (by Faculty Home Department)

Number of Proposals submitted by Faculty Home Department



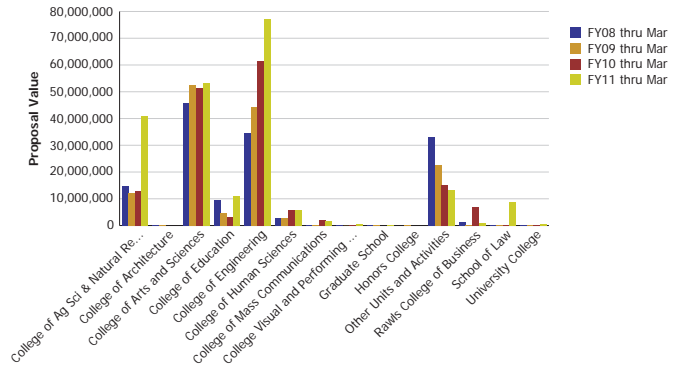
Number of Proposals submitted	FY08 thru Mar	FY09 thru Mar	FY10 thru Mar	FY11 thru Mar
College of Ag Sci & Natural Resources	104.02	104.89	80.23	110.76
College of Architecture	2.64	2.20		
College of Arts and Sciences	164.26	161.01	166.68	189.09
College of Education	15.85	19.34	12.60	20.81
College of Engineering	134.79	185.32	214.37	216.51
College of Human Sciences	14.66	17.25	37.65	33.12
College of Mass Communications	2.45	1.25	5.60	3.67
College Visual and Performing Arts	5.00	1.00	0.85	4.00
Graduate School	0.01	0.10		1.00
Honors College		0.25		
Other Units and Activities	45.70	50.69	49.82	40.77
Rawls College of Business	4.22	1.20	4.30	4.68
School of Law	2.10	2.00	1.50	4.83
University College	1.30	1.50	3.40	1.76
Total	497	548	577	631

Number of Awards received by Faculty Home Department



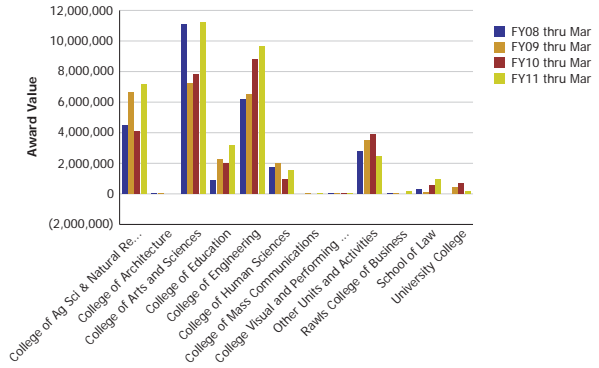
Number of Awards received	FY08 thru Mar	FY09 thru Mar	FY10 thru Mar	FY11 thru Mar
College of Ag Sci & Natural Resources	72.40	99.05	78.12	89.96
College of Architecture	2.55	3.00		
College of Arts and Sciences	75.36	67.32	53.30	70.58
College of Education	9.46	15.90	12.26	8.99
College of Engineering	74.31	87.23	98.64	92.79
College of Human Sciences	24.62	23.44	17.47	19.20
College of Mass Communications		1.00		1.75
College Visual and Performing Arts	4.00	3.00	4.00	2.00
Other Units and Activities	46.37	41.48	42.78	26.02
Rawls College of Business	1.37	0.05		2.96
School of Law	2.56	2.00	5.00	6.25
University College		1.53	1.43	0.50
Total	313	345	313	321

Proposal Value by Faculty Home Department



Proposal Value	FY08 thru Mar	FY09 thru Mar	FY10 thru Mar	FY11 thru Mar
College of Ag Sci & Natural Resources	14,798,013	11,971,924	13,039,729	40,869,955
College of Architecture	180,986	92,776		
College of Arts and Sciences	45,899,993	52,500,747	51,348,697	53,112,999
College of Education	9,366,822	4,570,275	3,217,708	11,138,373
College of Engineering	34,652,442	44,339,060	61,472,641	77,282,877
College of Human Sciences	2,973,630	2,844,330	5,907,752	5,612,057
College of Mass Communications	237,770	125,648	2,040,191	1,593,223
College Visual and Performing Arts	60,650	1,000	125,252	423,020
Graduate School	29,819	194,857		100,000
Honors College		120,648		
Other Units and Activities	33,224,930	22,515,490	15,238,518	13,182,240
Rawls College of Business	1,169,529	140,732	7,095,611	789,192
School of Law	119,836	281,618	223,844	8,704,641
University College	62,267	150,999	271,278	605,116
Total	142,776,689	139,850,104	159,981,220	213,413,692

Award Value by Faculty Home Department



Award Value	FY08 thru Mar	FY09 thru Mar	FY10 thru Mar	FY11 thru Mar
College of Ag Sci & Natural Resources	4,479,674	6,663,188	4,107,847	7,183,959
College of Architecture	19,396	10,582		
College of Arts and Sciences	11,086,621	7,203,518	7,822,692	11,189,227
College of Education	890,769	2,251,383	2,021,783	3,180,598
College of Engineering	6,210,192	6,493,553	8,793,309	9,636,862
College of Human Sciences	1,713,767	2,002,496	941,177	1,567,631
College of Mass Communications		(6,375)		55,769
College Visual and Performing Arts	43,445	41,000	60,000	30,500
Other Units and Activities	2,783,961	3,490,547	3,883,939	2,445,359
Rawls College of Business	32,716	50,000		169,799
School of Law	327,293	117,206	524,182	934,298
University College		447,834	678,678	135,000
Total	27,587,835	28,764,931	28,833,607	36,529,002