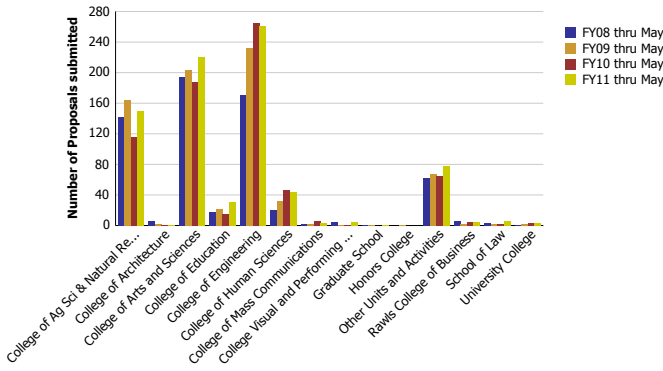
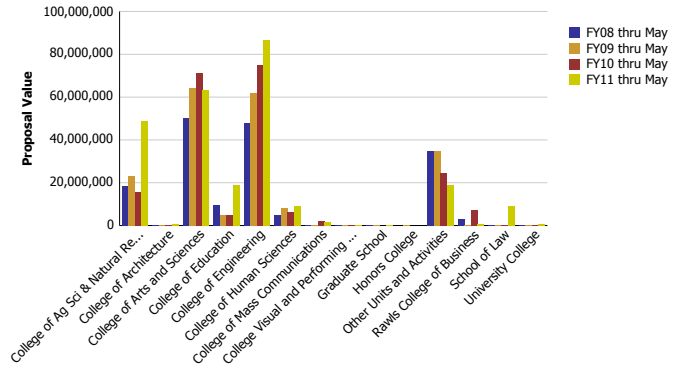


Research Metrics through May FY11 (by Faculty Home Department)

Number of Proposals submitted by Faculty Home Department



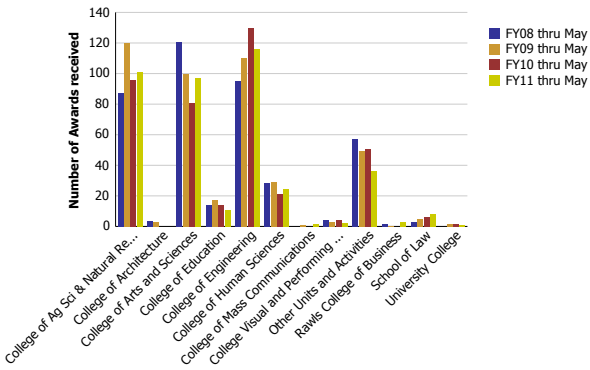
Proposal Value by Faculty Home Department



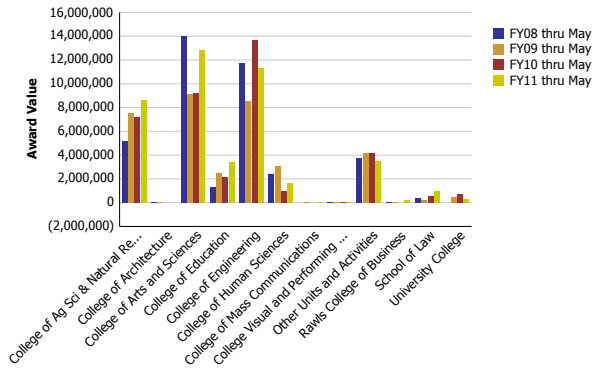
Number of Proposals submitted	FY08 thru May	FY09 thru May	FY10 thru May	FY11 thru May
College of Ag Sci & Natural Resources	141.39	164.56	115.84	150.31
College of Architecture	6.24	2.20	0.40	0.50
College of Arts and Sciences	194.43	203.62	188.23	220.17
College of Education	18.33	21.54	15.66	31.04
College of Engineering	170.90	231.64	264.85	260.90
College of Human Sciences	19.90	32.12	46.18	43.20
College of Mass Communications	2.45	2.25	5.60	3.67
College Visual and Performing Arts	5.00	1.00	0.85	5.00
Graduate School	0.01	0.10		1.00
Honors College		0.25		
Other Units and Activities	62.73	67.72	64.86	78.44
Rawls College of Business	6.22	2.20	4.35	4.83
School of Law	3.10	2.00	1.50	5.98
University College	1.30	1.80	3.68	2.96
Total	632	733	712	808

Proposal Value	FY08 thru May	FY09 thru May	FY10 thru May	FY11 thru May
College of Ag Sci & Natural Resources	18,257,249	23,109,279	15,659,057	48,606,583
College of Architecture	446,882	92,776	79,928	712,890
College of Arts and Sciences	50,420,546	64,444,771	71,485,552	63,114,972
College of Education	9,817,172	4,835,975	4,828,274	18,819,918
College of Engineering	47,712,641	62,101,685	74,805,705	86,839,979
College of Human Sciences	4,888,363	8,213,846	6,348,157	8,933,303
College of Mass Communications	237,770	149,148	2,040,191	1,593,223
College Visual and Performing Arts	60,650	1,000	125,252	445,389
Graduate School	29,819	194,857		100,000
Honors College		120,648		
Other Units and Activities	35,018,119	35,028,080	24,449,241	19,005,108
Rawls College of Business	3,055,185	327,998	7,130,611	857,570
School of Law	375,736	281,618	223,844	9,292,162
University College	62,267	262,458	323,278	711,392
Total	170,382,397	199,164,138	207,499,089	259,032,489

Number of Awards received by Faculty Home Department



Award Value by Faculty Home Department



Number of Awards received	FY08 thru May	FY09 thru May	FY10 thru May	FY11 thru May
College of Ag Sci & Natural Resources	87.30	119.71	95.61	100.76
College of Architecture	3.55	3.00		
College of Arts and Sciences	120.53	99.83	80.81	96.98
College of Education	14.24	17.23	14.26	10.99
College of Engineering	95.18	109.93	129.64	115.79
College of Human Sciences	28.62	29.24	21.47	24.40
College of Mass Communications		1.00		1.75
College Visual and Performing Arts	4.00	3.00	4.00	2.00
Other Units and Activities	57.09	49.48	50.78	36.22
Rawls College of Business	1.37	0.05		2.96
School of Law	3.12	5.00	6.00	8.25
University College		1.53	1.43	0.90
Total	415	439	404	401

Award Value	FY08 thru May	FY09 thru May	FY10 thru May	FY11 thru May
College of Ag Sci & Natural Resources	5,138,301	7,506,386	7,190,524	8,643,271
College of Architecture	23,580	10,582		
College of Arts and Sciences	14,043,776	9,108,886	9,222,903	12,837,909
College of Education	1,270,001	2,453,281	2,160,674	3,440,971
College of Engineering	11,688,893	8,540,776	13,686,840	11,337,916
College of Human Sciences	2,402,779	3,086,702	961,685	1,606,920
College of Mass Communications		(6,375)		55,769
College Visual and Performing Arts	43,445	41,000	60,000	30,500
Other Units and Activities	3,721,942	4,126,392	4,146,568	3,514,991
Rawls College of Business	32,716	50,000		169,799
School of Law	369,255	213,365	573,299	990,765
University College		447,834	678,678	300,184
Total	38,734,688	35,578,828	38,681,171	42,928,997