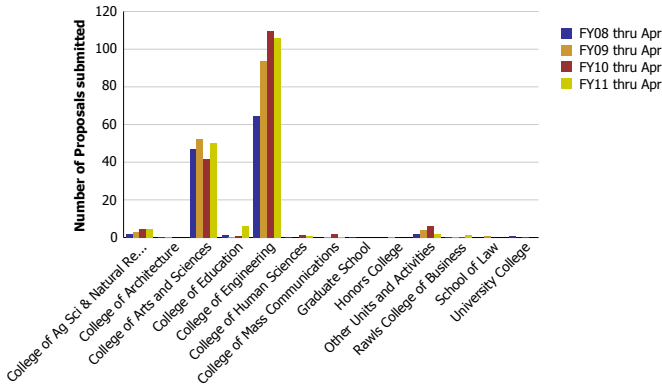
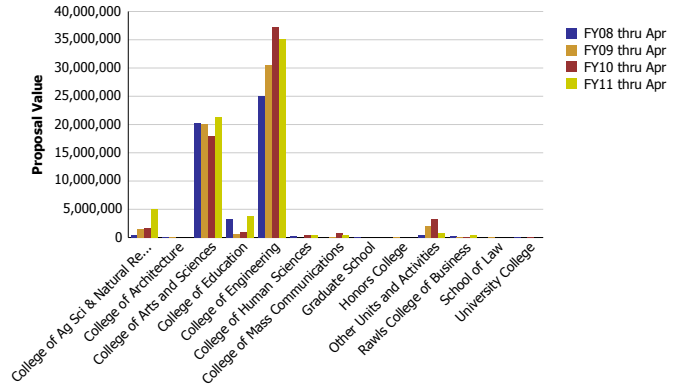


Research Metrics through April FY11 (by Faculty Home Department) (NSF)

Number of Proposals submitted to NSF by Faculty Home Department



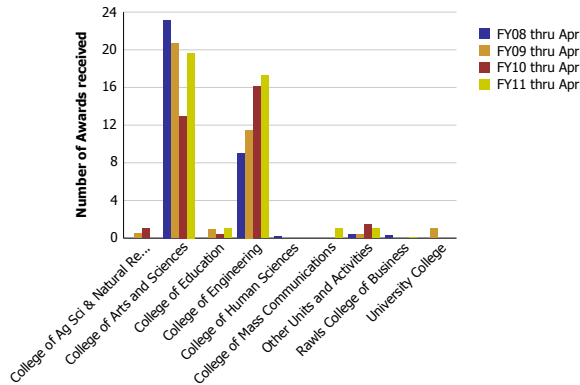
Proposal Value submitted to NSF by Faculty Home Department



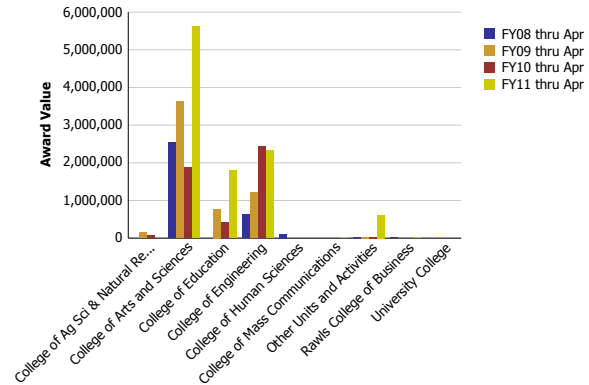
Number of Proposals submitted	FY08 thru Apr	FY09 thru Apr	FY10 thru Apr	FY11 thru Apr
College of Ag Sci & Natural Resources	1.70	3.17	4.29	4.60
College of Architecture	0.54	0.20		
College of Arts and Sciences	47.19	52.28	41.55	50.23
College of Education	1.55	0.46	0.70	6.09
College of Engineering	64.69	93.76	109.71	105.99
College of Human Sciences	0.44		1.50	0.73
College of Mass Communications		0.25	1.60	0.20
Graduate School	0.01			
Honors College		0.25		
Other Units and Activities	1.78	4.23	6.22	2.06
Rawls College of Business	0.10	0.40	0.35	1.10
School of Law		1.00		
University College	1.00		0.08	
Total	119	156	166	171

Proposal Value	FY08 thru Apr	FY09 thru Apr	FY10 thru Apr	FY11 thru Apr
College of Ag Sci & Natural Resources	527,808	1,549,129	1,603,403	4,968,581
College of Architecture	158,937	79,660		
College of Arts and Sciences	20,196,655	20,137,534	17,959,726	21,243,209
College of Education	3,271,286	618,457	964,431	3,723,859
College of Engineering	25,019,604	30,453,943	37,212,230	35,048,485
College of Human Sciences	345,555		447,106	362,190
College of Mass Communications		120,648	863,197	433,081
Graduate School	29,819			
Honors College		120,648		
Other Units and Activities	450,961	2,046,377	3,271,743	743,454
Rawls College of Business	258,403	96,943	175,681	476,919
School of Law		70,862		
University College	24,767		12,000	
Total	50,283,795	55,294,200	62,509,518	66,999,778

Number of Awards received from NSF by Faculty Home Department



Award Value received from NSF by Faculty Home Department



Number of Awards received	FY08 thru Apr	FY09 thru Apr	FY10 thru Apr	FY11 thru Apr
College of Ag Sci & Natural Resources		0.50	1.00	
College of Arts and Sciences	23.16	20.65	12.97	19.67
College of Education	1.55	0.95	0.40	1.00
College of Engineering	8.99	11.50	16.13	17.28
College of Human Sciences	0.20			
College of Mass Communications				1.00
Other Units and Activities	0.40	0.40	1.50	1.00
Rawls College of Business	0.25			0.05
University College		1.00		
Total	33	35	32	40

Award Value	FY08 thru Apr	FY09 thru Apr	FY10 thru Apr	FY11 thru Apr
College of Ag Sci & Natural Resources		149,756	65,675	
College of Arts and Sciences	2,544,817	3,622,708	1,876,552	5,609,250
College of Education	772,135	410,130		1,790,953
College of Engineering	631,479	1,202,869	2,433,552	2,321,231
College of Human Sciences	114,316			
College of Mass Communications				20,144
Other Units and Activities	25,724	28,395	33,814	618,707
Rawls College of Business	12,500			20,750
University College		24,767		
Total	3,328,836	5,800,630	4,819,724	10,381,035