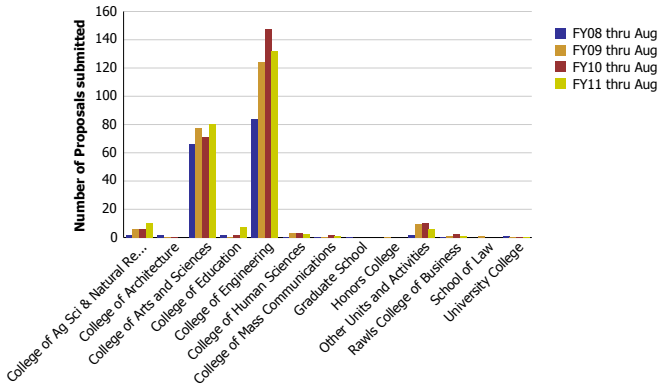
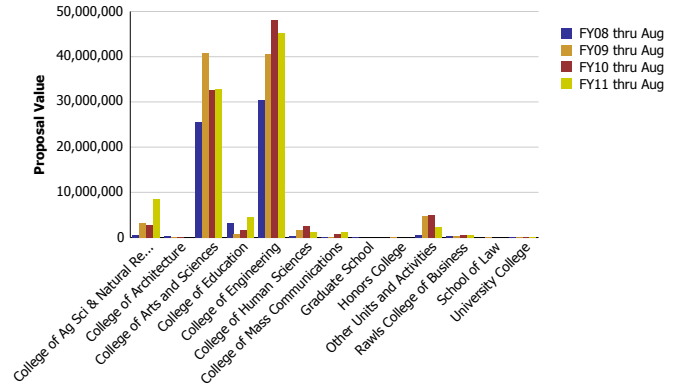


Research Metrics through August FY11 (by Faculty Home Department) (NSF)

Number of Proposals submitted to NSF by Faculty Home Department



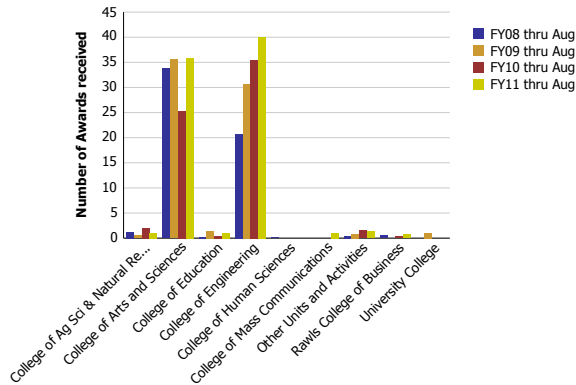
Proposal Value submitted to NSF by Faculty Home Department



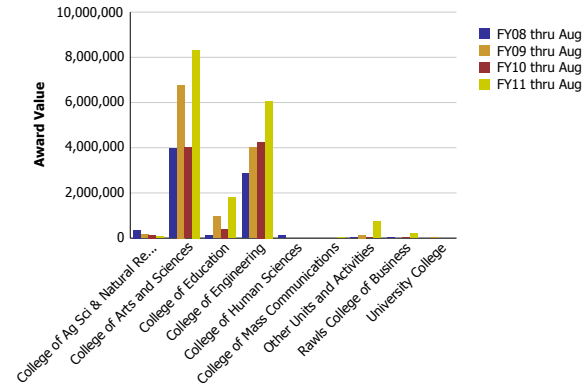
Number of Proposals submitted	FY08 thru Aug	FY09 thru Aug	FY10 thru Aug	FY11 thru Aug
College of Ag Sci & Natural Resources	1.70	6.02	5.69	10.27
College of Architecture	1.54	0.20	0.40	
College of Arts and Sciences	66.19	77.48	70.88	80.11
College of Education	1.70	0.66	1.86	7.71
College of Engineering	84.04	124.18	147.27	132.26
College of Human Sciences	0.44	3.00	3.50	2.73
College of Mass Communications	0.20	0.35	1.60	0.84
Graduate School	0.01			
Honors College		0.25		
Other Units and Activities	1.78	9.26	10.17	5.68
Rawls College of Business	0.40	1.40	2.35	1.20
School of Law		1.00		
University College	1.00	0.20	0.28	0.20
Total	159	224	244	241

Proposal Value	FY08 thru Aug	FY09 thru Aug	FY10 thru Aug	FY11 thru Aug
College of Ag Sci & Natural Resources	527,808	3,219,722	2,818,730	8,447,492
College of Architecture	389,579	79,660	79,928	
College of Arts and Sciences	25,543,227	40,774,995	32,717,065	32,871,187
College of Education	3,301,286	670,446	1,717,794	4,622,053
College of Engineering	30,311,987	40,599,265	48,024,837	45,227,670
College of Human Sciences	345,555	1,595,171	2,570,766	1,187,437
College of Mass Communications	62,088	149,758	863,197	1,190,730
Graduate School	29,819			
Honors College		120,648		
Other Units and Activities	450,961	4,852,773	5,033,690	2,222,965
Rawls College of Business	351,535	338,097	539,757	485,366
School of Law		70,862		
University College	24,767	39,980	52,000	40,000
Total	61,338,612	92,511,376	94,417,765	96,294,899

Number of Awards received from NSF by Faculty Home Department



Award Value received from NSF by Faculty Home Department



Number of Awards received	FY08 thru Aug	FY09 thru Aug	FY10 thru Aug	FY11 thru Aug
College of Ag Sci & Natural Resources	1.20	0.50	2.00	1.00
College of Arts and Sciences	33.72	35.60	25.32	35.85
College of Education	0.25	1.40	0.40	1.00
College of Engineering	20.73	30.70	35.48	40.05
College of Human Sciences	0.20			
College of Mass Communications				1.00
Other Units and Activities	0.40	0.80	1.50	1.35
Rawls College of Business	0.50		0.30	0.75
University College		1.00		
Total	57	70	65	81

Award Value	FY08 thru Aug	FY09 thru Aug	FY10 thru Aug	FY11 thru Aug
College of Ag Sci & Natural Resources	355,000	149,756	133,559	66,441
College of Arts and Sciences	3,952,420	6,772,857	3,996,309	8,327,069
College of Education	133,453	960,762	410,130	1,790,953
College of Engineering	2,854,631	4,002,680	4,255,089	6,066,848
College of Human Sciences	114,316			
College of Mass Communications				20,144
Other Units and Activities	25,724	133,583	33,814	723,707
Rawls College of Business	25,000		33,304	211,223
University College		24,767		
Total	7,460,544	12,044,406	8,862,205	17,206,386