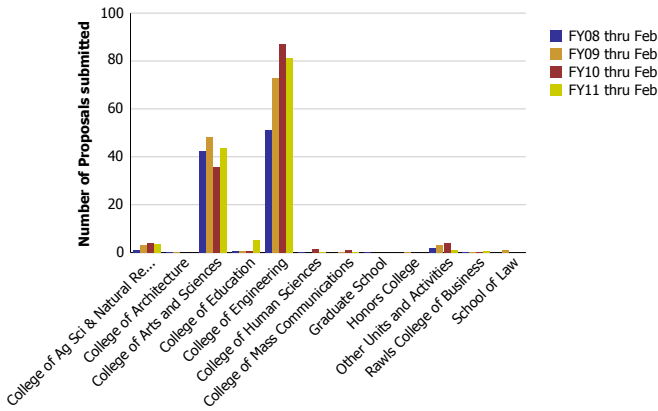
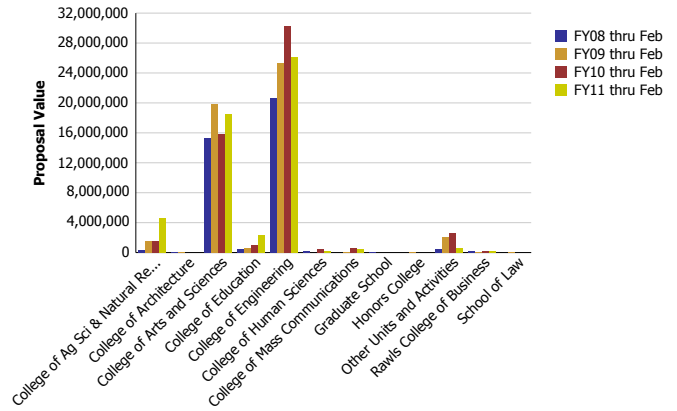


Research Metrics through February FY11 (by Faculty Home Department) (NSF)

Number of Proposals submitted to NSF by Faculty Home Department



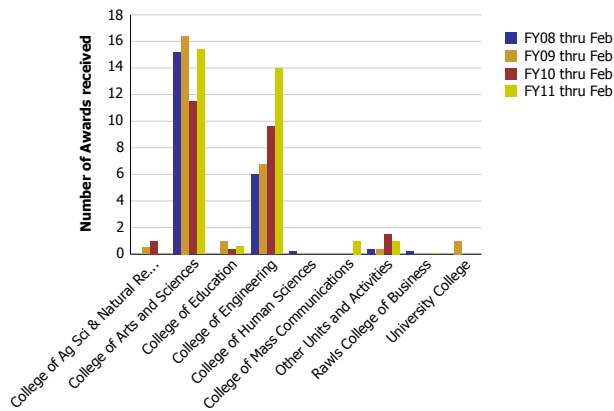
Proposal Value submitted to NSF by Faculty Home Department



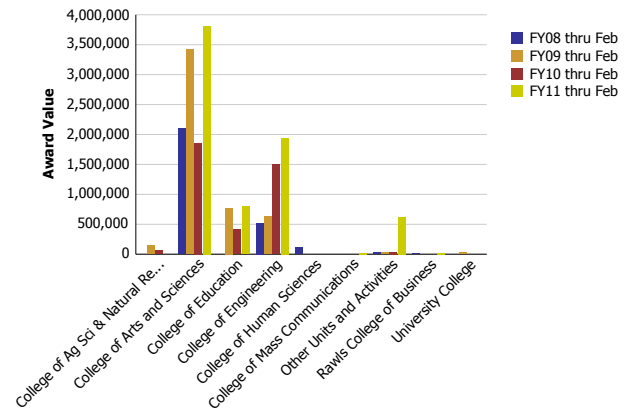
Number of Proposals submitted	FY08 thru Feb	FY09 thru Feb	FY10 thru Feb	FY11 thru Feb
College of Ag Sci & Natural Resources	1.20	3.17	4.05	3.60
College of Architecture	0.30	0.20		
College of Arts and Sciences	42.44	48.28	35.90	43.73
College of Education	0.65	0.46	0.70	5.09
College of Engineering	51.32	72.76	87.18	81.32
College of Human Sciences	0.20	1.50	0.40	0.40
College of Mass Communications		0.25	1.20	0.20
Graduate School	0.01			
Honors College		0.25		
Other Units and Activities	1.78	3.23	4.17	1.21
Rawls College of Business	0.10	0.40	0.30	0.45
School of Law		1.00		
Total	98	130	135	136

Proposal Value	FY08 thru Feb	FY09 thru Feb	FY10 thru Feb	FY11 thru Feb
College of Ag Sci & Natural Resources	378,052	1,549,129	1,567,403	4,569,322
College of Architecture	84,185	79,660		
College of Arts and Sciences	15,247,529	19,823,545	15,799,077	18,453,479
College of Education	529,116	618,457	964,431	2,336,796
College of Engineering	20,636,929	25,310,185	30,327,499	26,079,461
College of Human Sciences	217,504		447,106	230,190
College of Mass Communications		120,648	646,494	433,081
Graduate School	29,819			
Honors College		120,648		
Other Units and Activities	450,961	2,041,152	2,623,924	538,454
Rawls College of Business	258,403	96,943	140,681	222,796
School of Law		70,862		
Total	37,832,499	49,831,228	52,516,616	52,863,579

Number of Awards received from NSF by Faculty Home Department



Award Value received from NSF by Faculty Home Department



Number of Awards received	FY08 thru Feb	FY09 thru Feb	FY10 thru Feb	FY11 thru Feb
College of Ag Sci & Natural Resources		0.50	1.00	
College of Arts and Sciences	15.16	16.40	11.47	15.40
College of Education		0.95	0.40	0.60
College of Engineering	5.99	6.75	9.63	13.95
College of Human Sciences	0.20			
College of Mass Communications				1.00
Other Units and Activities	0.40	0.40	1.50	1.00
Rawls College of Business	0.25			0.05
University College		1.00		
Total	22	26	24	32

Award Value	FY08 thru Feb	FY09 thru Feb	FY10 thru Feb	FY11 thru Feb
College of Ag Sci & Natural Resources		149,756	65,675	
College of Arts and Sciences	2,099,412	3,423,537	1,857,582	3,814,028
College of Education	772,135	410,130	794,818	
College of Engineering	519,479	634,279	1,495,442	1,940,332
College of Human Sciences	114,316			
College of Mass Communications				20,144
Other Units and Activities	25,724	28,395	33,814	618,707
Rawls College of Business	12,500			20,750
University College		24,767		
Total	2,771,431	5,032,869	3,862,644	7,208,780