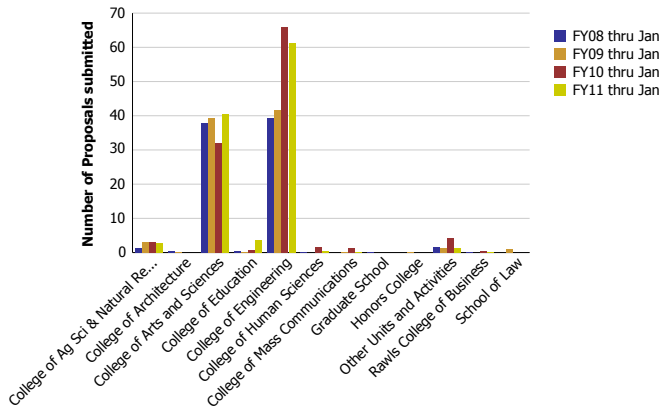
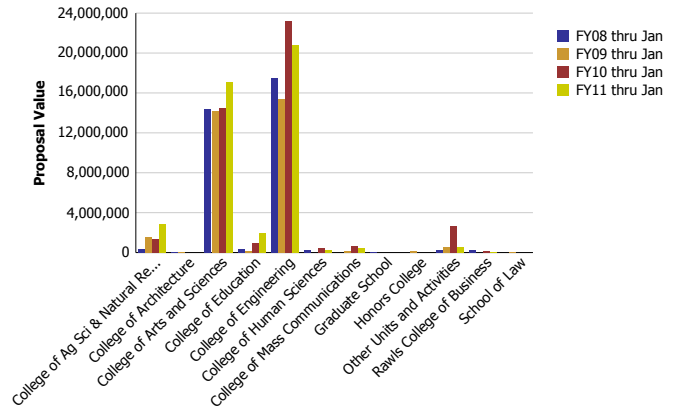


## Research Metrics through January FY11 (by Faculty Home Department) (NSF)

Number of Proposals submitted to NSF by Faculty Home Department



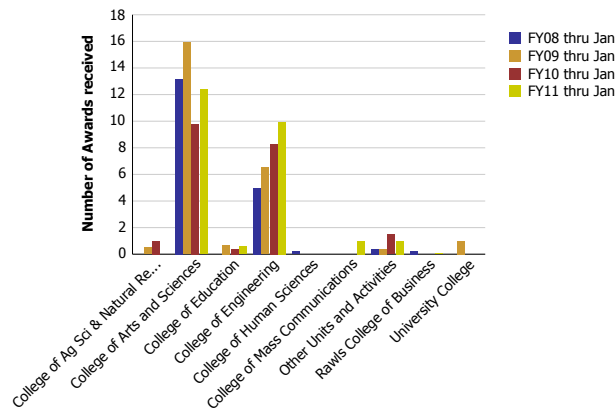
Proposal Value submitted to NSF by Faculty Home Department



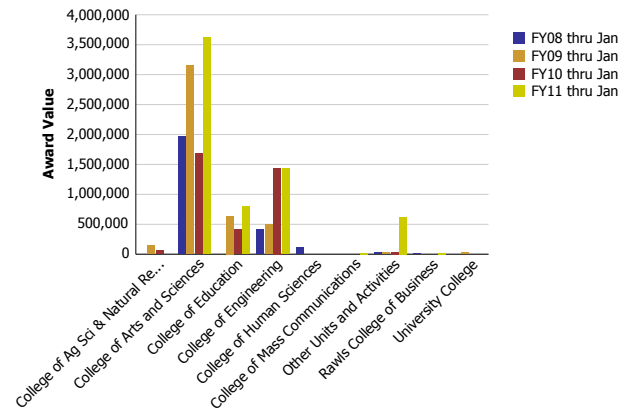
Number of Proposals submitted	FY08 thru Jan	FY09 thru Jan	FY10 thru Jan	FY11 thru Jan
College of Ag Sci & Natural Resources	1.20	3.17	3.15	2.90
College of Architecture	0.30	0.20		
College of Arts and Sciences	37.84	39.25	31.97	40.40
College of Education	0.45	0.06	0.70	3.63
College of Engineering	39.32	41.62	66.01	61.21
College of Human Sciences	0.20		1.50	0.40
College of Mass Communications		0.25	1.20	0.20
Graduate School	0.01			
Honors College		0.25		
Other Units and Activities	1.58	1.20	4.17	1.21
Rawls College of Business	0.10		0.30	0.05
School of Law		1.00		
<b>Total</b>	<b>81</b>	<b>87</b>	<b>109</b>	<b>110</b>

Proposal Value	FY08 thru Jan	FY09 thru Jan	FY10 thru Jan	FY11 thru Jan
College of Ag Sci & Natural Resources	378,052	1,549,129	1,396,719	2,854,696
College of Architecture	84,185	79,660		
College of Arts and Sciences	14,352,290	14,141,388	14,458,193	17,085,014
College of Education	331,090	192,000	964,431	1,954,273
College of Engineering	17,526,337	15,363,518	23,199,810	20,806,008
College of Human Sciences	217,504		447,106	230,190
College of Mass Communications		120,648	646,494	433,081
Graduate School	29,819			
Honors College		120,648		
Other Units and Activities	252,935	571,040	2,623,924	538,454
Rawls College of Business	258,403		140,681	74,904
School of Law		70,862		
<b>Total</b>	<b>33,430,616</b>	<b>32,208,891</b>	<b>43,877,359</b>	<b>43,976,620</b>

Number of Awards received from NSF by Faculty Home Department



Award Value received from NSF by Faculty Home Department



Number of Awards received	FY08 thru Jan	FY09 thru Jan	FY10 thru Jan	FY11 thru Jan
College of Ag Sci & Natural Resources		0.50	1.00	
College of Arts and Sciences	13.16	15.90	9.80	12.40
College of Education	0.70	0.40		0.60
College of Engineering	4.99	6.50	8.30	9.95
College of Human Sciences	0.20			
College of Mass Communications				1.00
Other Units and Activities	0.40	0.40	1.50	1.00
Rawls College of Business	0.25			0.05
University College		1.00		
<b>Total</b>	<b>19</b>	<b>25</b>	<b>21</b>	<b>25</b>

Award Value	FY08 thru Jan	FY09 thru Jan	FY10 thru Jan	FY11 thru Jan
College of Ag Sci & Natural Resources		149,756	65,675	
College of Arts and Sciences	1,967,706	3,150,002	1,680,928	3,621,727
College of Education	635,367	410,130		794,818
College of Engineering	409,479	497,511	1,437,758	1,432,779
College of Human Sciences	114,316			
College of Mass Communications				20,144
Other Units and Activities	25,724	28,395	33,814	618,707
Rawls College of Business	12,500			20,750
University College		24,767		
<b>Total</b>	<b>2,529,725</b>	<b>4,485,798</b>	<b>3,628,306</b>	<b>6,508,926</b>