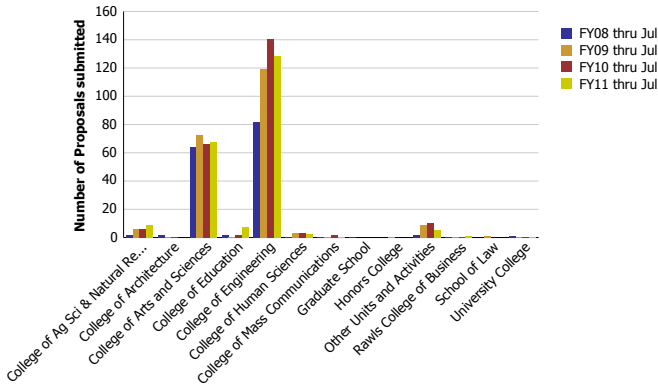
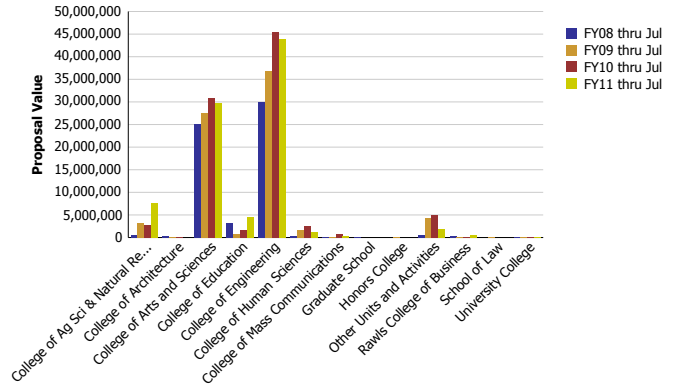


## Research Metrics through July FY11 (by Faculty Home Department) (NSF)

Number of Proposals submitted to NSF by Faculty Home Department



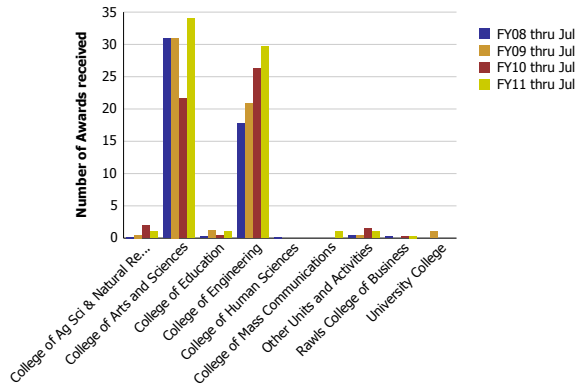
Proposal Value submitted to NSF by Faculty Home Department



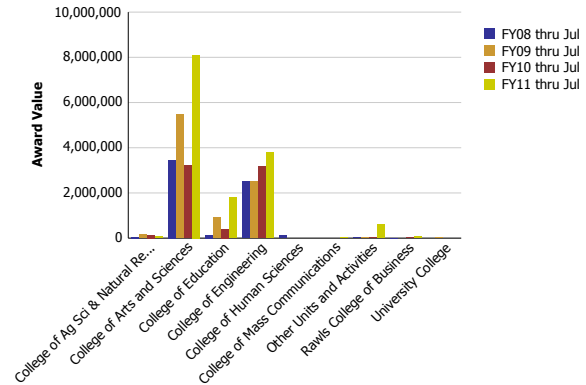
Number of Proposals submitted	FY08 thru Jul	FY09 thru Jul	FY10 thru Jul	FY11 thru Jul
College of Ag Sci & Natural Resources	1.70	6.02	5.69	9.15
College of Architecture	1.54	0.20	0.40	
College of Arts and Sciences	64.19	72.35	65.85	67.34
College of Education	1.70	0.66	1.86	7.71
College of Engineering	82.04	119.01	140.35	128.19
College of Human Sciences	0.44	3.00	3.50	2.73
College of Mass Communications	0.20	0.35	1.60	0.20
Graduate School	0.01			
Honors College		0.25		
Other Units and Activities	1.78	8.56	10.12	5.28
Rawls College of Business	0.40	0.40	0.35	1.20
School of Law		1.00		
University College	1.00	0.20	0.28	0.20
<b>Total</b>	<b>155</b>	<b>212</b>	<b>230</b>	<b>222</b>

Proposal Value	FY08 thru Jul	FY09 thru Jul	FY10 thru Jul	FY11 thru Jul
College of Ag Sci & Natural Resources	527,808	3,219,722	2,818,730	7,706,908
College of Architecture	389,579	79,660	79,928	
College of Arts and Sciences	25,067,684	27,523,083	30,812,757	29,809,286
College of Education	3,301,286	670,446	1,717,794	4,622,053
College of Engineering	29,876,759	36,895,751	45,357,782	43,997,943
College of Human Sciences	345,555	1,595,171	2,570,766	1,187,437
College of Mass Communications	62,088	149,758	863,197	433,081
Graduate School	29,819			
Honors College		120,648		
Other Units and Activities	450,961	4,339,350	5,013,714	1,983,968
Rawls College of Business	351,535	96,943	175,681	485,366
School of Law		70,862		
University College	24,767	39,980	52,000	40,000
<b>Total</b>	<b>60,427,841</b>	<b>74,801,373</b>	<b>89,462,349</b>	<b>90,266,041</b>

Number of Awards received from NSF by Faculty Home Department



Award Value received from NSF by Faculty Home Department



Number of Awards received	FY08 thru Jul	FY09 thru Jul	FY10 thru Jul	FY11 thru Jul
College of Ag Sci & Natural Resources	0.20	0.50	2.00	1.00
College of Arts and Sciences	30.96	31.00	21.57	34.02
College of Education	0.25	1.20	0.40	1.00
College of Engineering	17.74	20.90	26.23	29.63
College of Human Sciences	0.20			
College of Mass Communications				1.00
Other Units and Activities	0.40	0.40	1.50	1.00
Rawls College of Business	0.25		0.30	0.35
University College		1.00		
<b>Total</b>	<b>50</b>	<b>55</b>	<b>52</b>	<b>68</b>

Award Value	FY08 thru Jul	FY09 thru Jul	FY10 thru Jul	FY11 thru Jul
College of Ag Sci & Natural Resources	55,000	149,756	133,559	66,441
College of Arts and Sciences	3,454,125	5,465,795	3,226,976	8,108,788
College of Education	133,453	908,168	410,130	1,790,953
College of Engineering	2,497,757	2,500,428	3,160,358	3,792,630
College of Human Sciences	114,316			
College of Mass Communications				20,144
Other Units and Activities	25,724	28,395	33,814	618,707
Rawls College of Business	12,500		33,304	71,064
University College		24,767		
<b>Total</b>	<b>6,292,875</b>	<b>9,077,310</b>	<b>6,998,141</b>	<b>14,468,727</b>