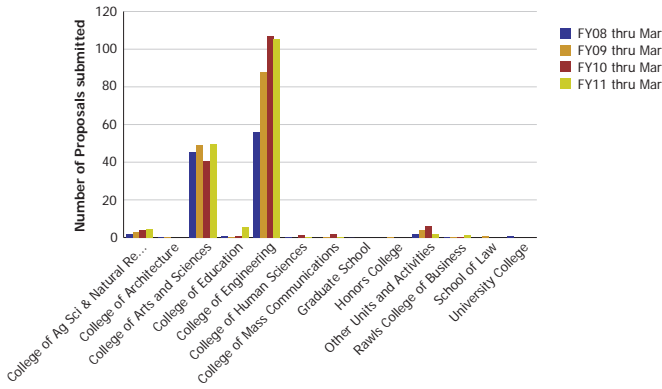
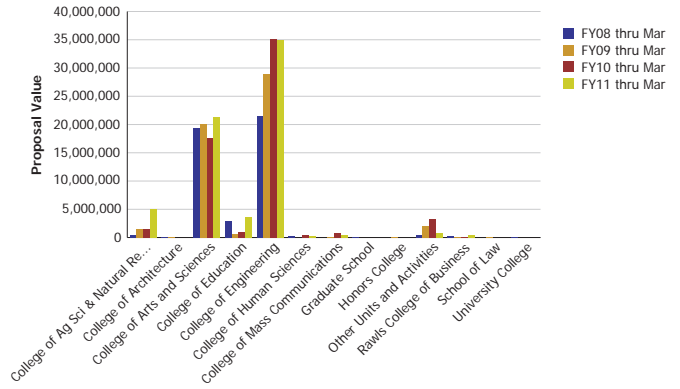


Research Metrics through March FY11 (by Faculty Home Department) (NSF)

Number of Proposals submitted to NSF by Faculty Home Department



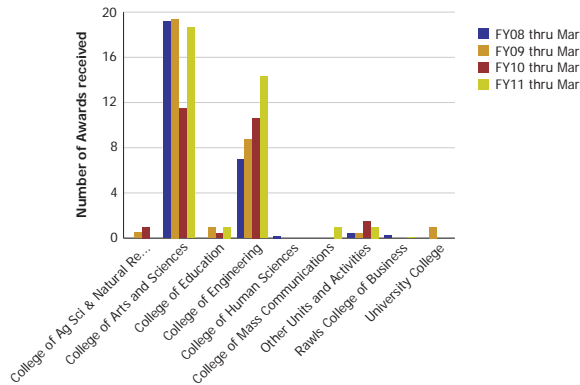
Proposal Value submitted to NSF by Faculty Home Department



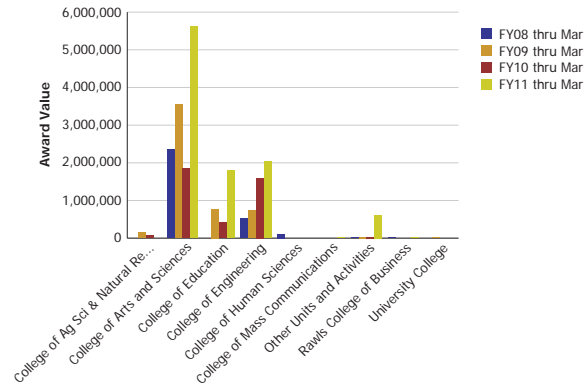
Number of Proposals submitted	FY08 thru Mar	FY09 thru Mar	FY10 thru Mar	FY11 thru Mar
College of Ag Sci & Natural Resources	1.70	3.17	4.05	4.60
College of Architecture	0.54	0.20		
College of Arts and Sciences	45.54	49.28	40.80	49.73
College of Education	1.05	0.46	0.70	5.76
College of Engineering	56.08	87.76	106.98	105.15
College of Human Sciences	0.20		1.50	0.40
College of Mass Communications		0.25	1.60	0.20
Graduate School	0.01			
Honors College		0.25		
Other Units and Activities	1.78	4.23	6.07	2.06
Rawls College of Business	0.10	0.40	0.30	1.10
School of Law		1.00		
University College	1.00			
Total	108	147	162	169

Proposal Value	FY08 thru Mar	FY09 thru Mar	FY10 thru Mar	FY11 thru Mar
College of Ag Sci & Natural Resources	527,808	1,549,129	1,567,403	4,968,581
College of Architecture	158,937	79,660		
College of Arts and Sciences	19,358,470	20,079,883	17,650,675	21,240,209
College of Education	2,929,116	618,457	964,431	3,591,859
College of Engineering	21,464,823	28,932,260	35,154,945	34,909,485
College of Human Sciences	217,504		447,106	230,190
College of Mass Communications		120,648	863,197	433,081
Graduate School	29,819			
Honors College		120,648		
Other Units and Activities	450,961	2,046,377	3,249,243	743,454
Rawls College of Business	258,403	96,943	140,681	476,919
School of Law		70,862		
University College	24,767			
Total	45,420,609	53,714,866	60,037,682	66,593,778

Number of Awards received from NSF by Faculty Home Department



Award Value received from NSF by Faculty Home Department



Number of Awards received	FY08 thru Mar	FY09 thru Mar	FY10 thru Mar	FY11 thru Mar
College of Ag Sci & Natural Resources		0.50	1.00	
College of Arts and Sciences	19.16	19.40	11.47	18.67
College of Education	1.05	0.46	0.40	1.00
College of Engineering	6.99	8.75	10.63	14.28
College of Human Sciences	0.20			
College of Mass Communications				1.00
Other Units and Activities	0.40	0.40	1.50	1.00
Rawls College of Business	0.25			0.05
University College		1.00		
Total	27	31	25	36

Award Value	FY08 thru Mar	FY09 thru Mar	FY10 thru Mar	FY11 thru Mar
College of Ag Sci & Natural Resources		149,756	65,675	
College of Arts and Sciences	2,358,760	3,543,708	1,857,582	5,611,250
College of Education	772,135	410,130	1,790,953	
College of Engineering	525,479	730,887	1,595,442	2,036,032
College of Human Sciences	114,316			
College of Mass Communications				20,144
Other Units and Activities	25,724	28,395	33,814	618,707
Rawls College of Business	12,500			20,750
University College		24,767		
Total	3,036,779	5,249,648	3,962,644	10,097,836