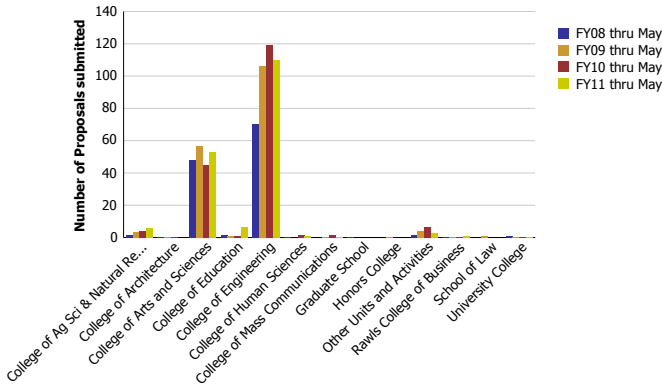
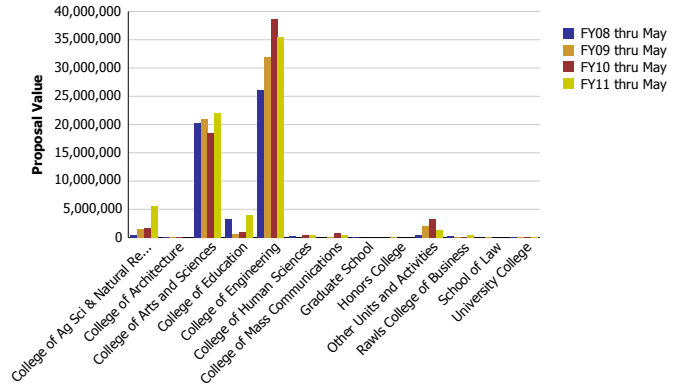


## Research Metrics through May FY11 (by Faculty Home Department) (NSF)

Number of Proposals submitted to NSF by Faculty Home Department



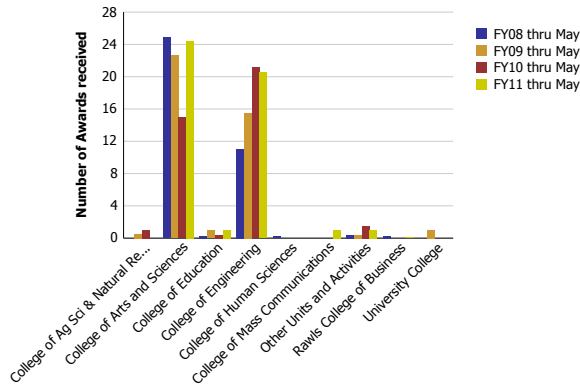
Proposal Value submitted to NSF by Faculty Home Department



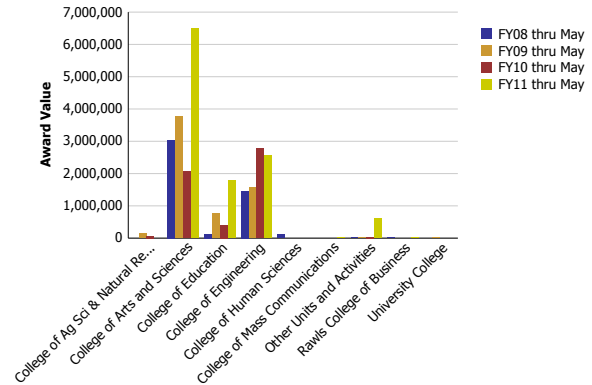
Number of Proposals submitted	FY08 thru May	FY09 thru May	FY10 thru May	FY11 thru May
College of Ag Sci & Natural Resources	1.70	3.17	4.29	5.60
College of Architecture	0.54	0.20	0.40	
College of Arts and Sciences	48.19	56.48	45.10	52.83
College of Education	1.70	0.66	0.76	6.69
College of Engineering	70.54	106.16	119.10	109.69
College of Human Sciences	0.44		1.50	0.73
College of Mass Communications		0.25	1.60	0.20
Graduate School	0.01			
Honors College		0.25		
Other Units and Activities	1.78	4.23	6.62	2.86
Rawls College of Business	0.10	0.40	0.35	1.20
School of Law		1.00		
University College	1.00	0.20	0.28	0.20
<b>Total</b>	<b>126</b>	<b>173</b>	<b>180</b>	<b>180</b>

Proposal Value	FY08 thru May	FY09 thru May	FY10 thru May	FY11 thru May
College of Ag Sci & Natural Resources	527,808	1,549,129	1,603,403	5,567,627
College of Architecture	158,937	79,660	79,928	
College of Arts and Sciences	20,211,655	21,048,446	18,550,799	22,072,424
College of Education	3,301,286	670,446	976,431	3,962,830
College of Engineering	26,025,495	32,020,962	38,734,034	35,570,722
College of Human Sciences	345,555		447,106	362,190
College of Mass Communications		120,648	863,197	433,081
Graduate School	29,819			
Honors College		120,648		
Other Units and Activities	450,961	2,046,377	3,313,697	1,253,210
Rawls College of Business	258,403	96,943	175,681	485,366
School of Law		70,862		
University College	24,767	39,980	52,000	40,000
<b>Total</b>	<b>51,334,686</b>	<b>57,864,100</b>	<b>64,796,278</b>	<b>69,747,450</b>

Number of Awards received from NSF by Faculty Home Department



Award Value received from NSF by Faculty Home Department



Number of Awards received	FY08 thru May	FY09 thru May	FY10 thru May	FY11 thru May
College of Ag Sci & Natural Resources		0.50	1.00	
College of Arts and Sciences	24.86	22.65	14.97	24.42
College of Education	0.25	0.95	0.40	1.00
College of Engineering	11.04	15.50	21.13	20.53
College of Human Sciences	0.20			
College of Mass Communications				1.00
Other Units and Activities	0.40	0.40	1.50	1.00
Rawls College of Business	0.25			0.05
University College		1.00		
<b>Total</b>	<b>37</b>	<b>41</b>	<b>39</b>	<b>48</b>

Award Value	FY08 thru May	FY09 thru May	FY10 thru May	FY11 thru May
College of Ag Sci & Natural Resources		149,756	65,675	
College of Arts and Sciences	3,043,249	3,764,318	2,054,645	6,485,019
College of Education	133,453	772,135	410,130	1,790,953
College of Engineering	1,461,109	1,576,061	2,773,568	2,569,881
College of Human Sciences	114,316			
College of Mass Communications				20,144
Other Units and Activities	25,724	28,395	33,814	618,707
Rawls College of Business	12,500			20,750
University College		24,767		
<b>Total</b>	<b>4,790,351</b>	<b>6,315,432</b>	<b>5,337,832</b>	<b>11,505,454</b>