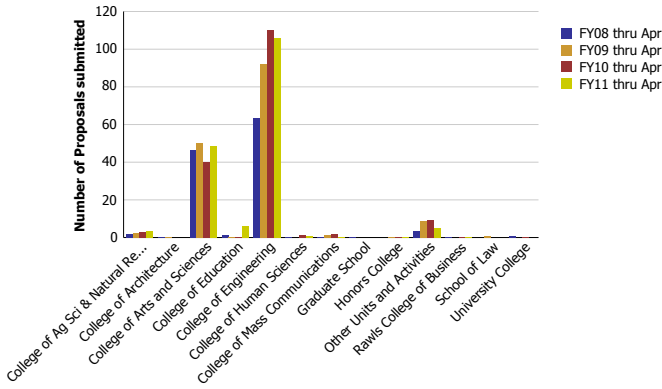
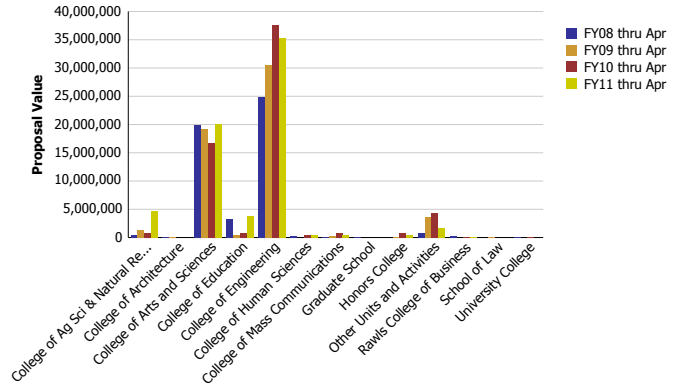


## Research Metrics through April FY11 (NSF)

Number of Proposals submitted to NSF by Submitting Unit



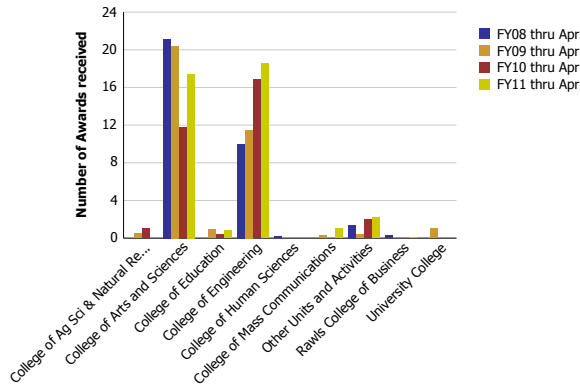
Proposal Value submitted to NSF by Submitting Unit



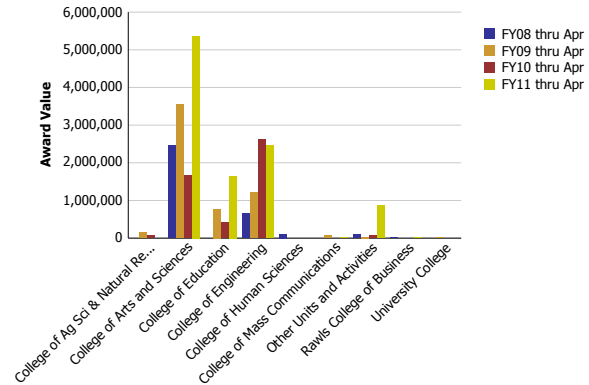
Number of Proposals submitted	FY08 thru Apr	FY09 thru Apr	FY10 thru Apr	FY11 thru Apr
College of Ag Sci & Natural Resources	1.70	2.17	2.71	3.60
College of Architecture	0.54	0.20		
College of Arts and Sciences	46.61	50.22	39.84	48.72
College of Education	1.55	0.26	0.45	6.09
College of Engineering	63.32	91.97	110.06	106.10
College of Human Sciences	0.44	1.50	0.73	0.20
College of Mass Communications	0.25	1.25	1.60	0.20
Graduate School	0.01			
Honors College		0.25	0.25	0.20
Other Units and Activities	3.48	8.68	9.46	5.06
Rawls College of Business	0.10		0.05	0.30
School of Law		1.00		
University College	1.00		0.08	
<b>Total</b>	<b>119</b>	<b>156</b>	<b>166</b>	<b>171</b>

Proposal Value	FY08 thru Apr	FY09 thru Apr	FY10 thru Apr	FY11 thru Apr
College of Ag Sci & Natural Resources	527,808	1,263,294	752,481	4,669,003
College of Architecture	158,937	79,660		
College of Arts and Sciences	19,939,172	19,125,225	16,813,332	20,157,922
College of Education	3,271,286	391,904	852,978	3,723,859
College of Engineering	24,780,265	30,485,758	37,534,791	35,376,741
College of Human Sciences	345,555	447,106	362,190	
College of Mass Communications	74,878	187,532	863,197	433,081
Graduate School	29,819			
Honors College		120,648	784,146	433,081
Other Units and Activities	872,906	3,569,318	4,414,486	1,673,313
Rawls College of Business	258,403		35,000	170,588
School of Law		70,862		
University College	24,767		12,000	
<b>Total</b>	<b>50,283,795</b>	<b>55,294,200</b>	<b>62,509,518</b>	<b>66,999,778</b>

Number of Awards received from NSF by Submitting Unit



Award Value received from NSF by Submitting Unit



Number of Awards received	FY08 thru Apr	FY09 thru Apr	FY10 thru Apr	FY11 thru Apr
College of Ag Sci & Natural Resources		0.50	1.00	
College of Arts and Sciences	21.16	20.40	11.77	17.42
College of Education	0.95	0.40	0.80	
College of Engineering	9.99	11.50	16.83	18.53
College of Human Sciences	0.20			
College of Mass Communications		0.25		1.00
Other Units and Activities	1.40	0.40	2.00	2.20
Rawls College of Business	0.25		0.05	
University College		1.00		
<b>Total</b>	<b>33</b>	<b>35</b>	<b>32</b>	<b>40</b>

Award Value	FY08 thru Apr	FY09 thru Apr	FY10 thru Apr	FY11 thru Apr
College of Ag Sci & Natural Resources		149,756	65,675	
College of Arts and Sciences	2,454,750	3,547,830	1,667,744	5,365,630
College of Education	772,135	410,130	1,647,954	
College of Engineering	651,729	1,202,869	2,613,771	2,452,584
College of Human Sciences	114,316			
College of Mass Communications		74,878		20,144
Other Units and Activities	95,541	28,395	62,404	873,972
Rawls College of Business	12,500		20,750	
University College		24,767		
<b>Total</b>	<b>3,328,836</b>	<b>5,800,630</b>	<b>4,819,724</b>	<b>10,381,035</b>