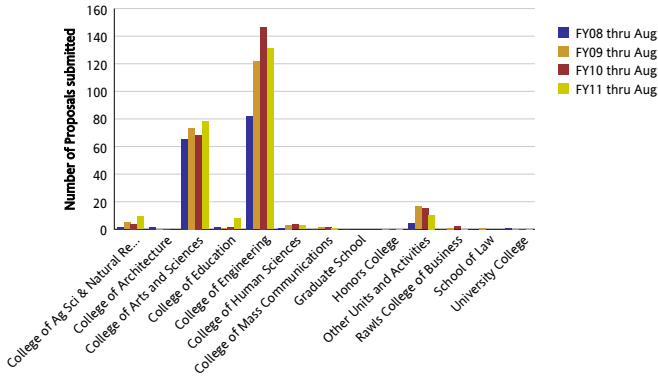
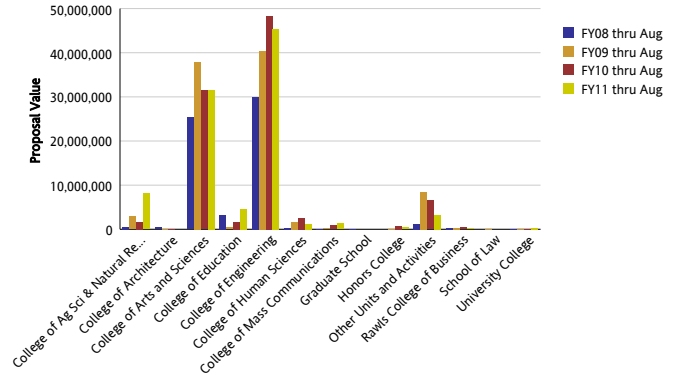


Research Metrics through August FY11 (by Submitting Unit) NSF

Number of Proposals submitted to NSF by Submitting Unit



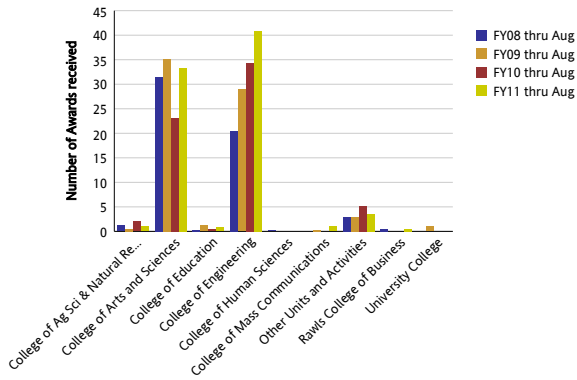
Proposal Value submitted to NSF by Submitting Unit



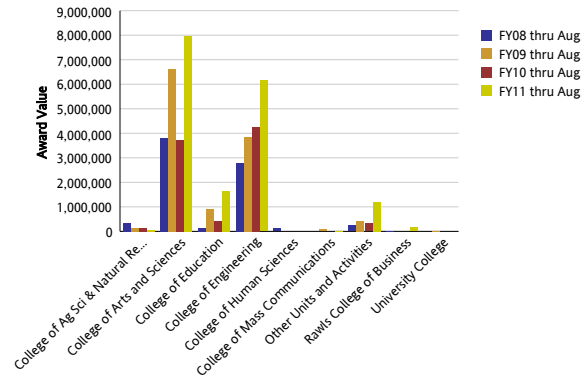
Number of Proposals submitted	FY08 thru Aug	FY09 thru Aug	FY10 thru Aug	FY11 thru Aug
College of Ag Sci & Natural Resources	1.70	5.02	4.01	9.20
College of Architecture	1.54	0.20	0.40	
College of Arts and Sciences	65.61	73.29	68.39	78.03
College of Education	1.70	0.46	1.61	7.71
College of Engineering	82.17	121.73	146.75	131.07
College of Human Sciences	0.44	3.00	3.50	2.73
College of Mass Communications	0.25	1.35	1.60	0.96
Graduate School	0.01			
Honors College		0.25	0.25	0.20
Other Units and Activities	4.48	16.50	15.16	10.30
Rawls College of Business	0.10	1.00	2.05	0.40
School of Law		1.00		
University College	1.00	0.20	0.28	0.40
Total	159	224	244	241

Proposal Value	FY08 thru Aug	FY09 thru Aug	FY10 thru Aug	FY11 thru Aug
College of Ag Sci & Natural Resources	527,808	2,933,887	1,667,819	8,106,017
College of Architecture	389,579	79,660	79,928	
College of Arts and Sciences	25,285,744	37,948,047	31,472,957	31,590,187
College of Education	3,301,286	443,894	1,606,340	4,622,053
College of Engineering	29,917,428	40,366,079	48,363,398	45,350,708
College of Human Sciences	345,555	1,595,171	2,570,766	1,187,437
College of Mass Communications	74,878	216,642	863,197	1,332,789
Graduate School	29,819			
Honors College		120,648	784,146	433,081
Other Units and Activities	1,183,346	8,455,353	6,558,137	3,254,596
Rawls College of Business	258,403	241,154	399,076	179,035
School of Law		70,862		
University College	24,767	39,980	52,000	238,997
Total	61,338,612	92,511,376	94,417,765	96,294,899

Number of Awards received from NSF by Submitting Unit



Award Value received from NSF by Submitting Unit



Number of Awards received	FY08 thru Aug	FY09 thru Aug	FY10 thru Aug	FY11 thru Aug
College of Ag Sci & Natural Resources	1.20	0.50	2.00	1.00
College of Arts and Sciences	31.52	35.10	23.12	33.27
College of Education	0.25	1.20	0.40	0.80
College of Engineering	20.43	28.95	34.28	40.93
College of Human Sciences	0.20			
College of Mass Communications		0.25	1.00	
Other Units and Activities	2.90	3.00	5.20	3.55
Rawls College of Business	0.50			0.45
University College		1.00		
Total	57	70	65	81

Award Value	FY08 thru Aug	FY09 thru Aug	FY10 thru Aug	FY11 thru Aug
College of Ag Sci & Natural Resources	355,000	149,756	133,559	66,441
College of Arts and Sciences	3,806,309	6,625,517	3,734,408	7,954,749
College of Education	133,453	908,168	410,130	1,647,954
College of Engineering	2,787,345	3,842,813	4,260,666	6,154,696
College of Human Sciences	114,316			
College of Mass Communications		74,878		20,144
Other Units and Activities	239,121	418,507	323,442	1,201,492
Rawls College of Business	25,000			160,909
University College		24,767		
Total	7,460,544	12,044,406	8,862,205	17,206,386