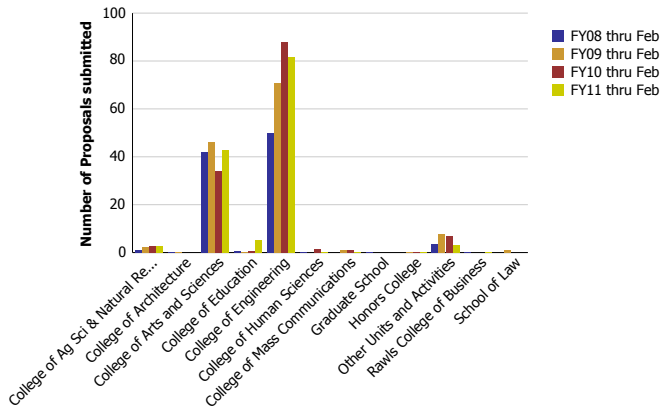
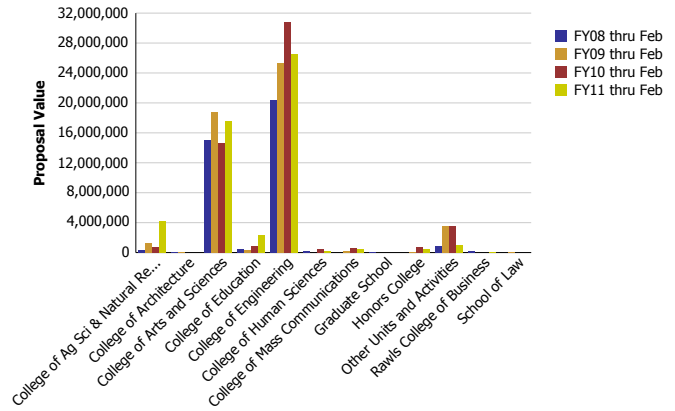


## Research Metrics through February FY11 (NSF)

Number of Proposals submitted to NSF by Submitting Unit



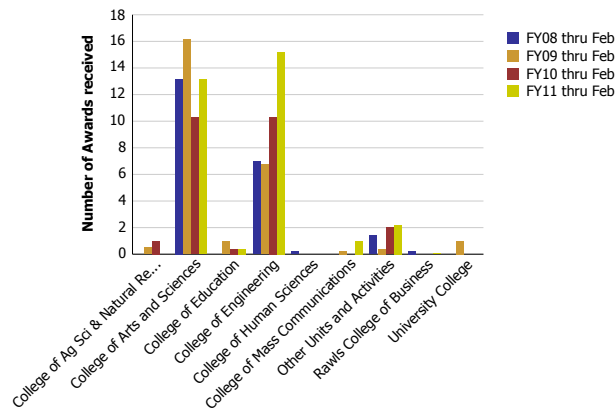
Proposal Value submitted to NSF by Submitting Unit



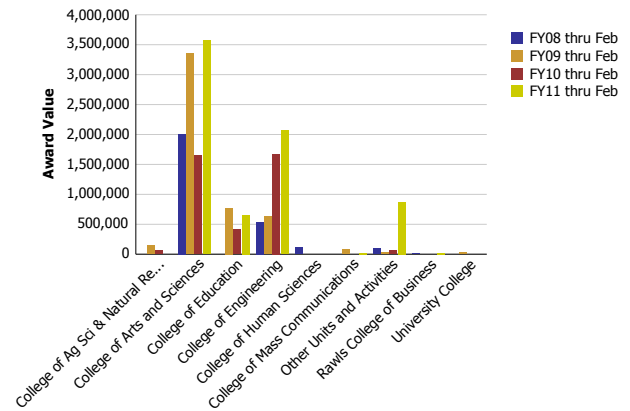
Number of Proposals submitted	FY08 thru Feb	FY09 thru Feb	FY10 thru Feb	FY11 thru Feb
College of Ag Sci & Natural Resources	1.20	2.17	2.55	2.60
College of Architecture	0.30	0.20		
College of Arts and Sciences	42.11	46.22	34.19	42.72
College of Education	0.65	0.26	0.45	5.09
College of Engineering	49.95	70.97	88.03	81.78
College of Human Sciences	0.20		1.50	0.40
College of Mass Communications		1.25	1.20	0.20
Graduate School	0.01			
Honors College		0.25	0.25	0.20
Other Units and Activities	3.48	7.68	6.83	2.96
Rawls College of Business	0.10			0.05
School of Law		1.00		
<b>Total</b>	<b>98</b>	<b>130</b>	<b>135</b>	<b>136</b>

Proposal Value	FY08 thru Feb	FY09 thru Feb	FY10 thru Feb	FY11 thru Feb
College of Ag Sci & Natural Resources	378,052	1,263,294	728,481	4,269,744
College of Architecture	84,185	79,660		
College of Arts and Sciences	15,064,924	18,811,236	14,652,682	17,515,195
College of Education	529,116	391,904	852,978	2,336,796
College of Engineering	20,397,590	25,342,000	30,802,959	26,546,351
College of Human Sciences	217,504		447,106	230,190
College of Mass Communications		187,532	646,494	433,081
Graduate School	29,819			
Honors College		120,648	784,146	433,081
Other Units and Activities	872,906	3,564,093	3,601,769	1,024,237
Rawls College of Business	258,403			74,904
School of Law		70,862		
<b>Total</b>	<b>37,832,499</b>	<b>49,831,228</b>	<b>52,516,616</b>	<b>52,863,579</b>

Number of Awards received from NSF by Submitting Unit



Award Value received from NSF by Submitting Unit



Number of Awards received	FY08 thru Feb	FY09 thru Feb	FY10 thru Feb	FY11 thru Feb
College of Ag Sci & Natural Resources		0.50	1.00	
College of Arts and Sciences	13.16	16.15	10.27	13.15
College of Education		0.95	0.40	0.40
College of Engineering	6.99	6.75	10.33	15.20
College of Human Sciences	0.20			
College of Mass Communications		0.25		1.00
Other Units and Activities	1.40	0.40	2.00	2.20
Rawls College of Business	0.25			0.05
University College		1.00		
<b>Total</b>	<b>22</b>	<b>26</b>	<b>24</b>	<b>32</b>

Award Value	FY08 thru Feb	FY09 thru Feb	FY10 thru Feb	FY11 thru Feb
College of Ag Sci & Natural Resources		149,756	65,675	
College of Arts and Sciences	2,009,345	3,348,659	1,648,774	3,570,408
College of Education	772,135	410,130	651,820	
College of Engineering	539,729	634,279	1,675,661	2,071,685
College of Human Sciences	114,316			
College of Mass Communications		74,878		20,144
Other Units and Activities	95,541	28,395	62,404	873,972
Rawls College of Business	12,500			20,750
University College		24,767		
<b>Total</b>	<b>2,771,431</b>	<b>5,032,869</b>	<b>3,862,644</b>	<b>7,208,780</b>