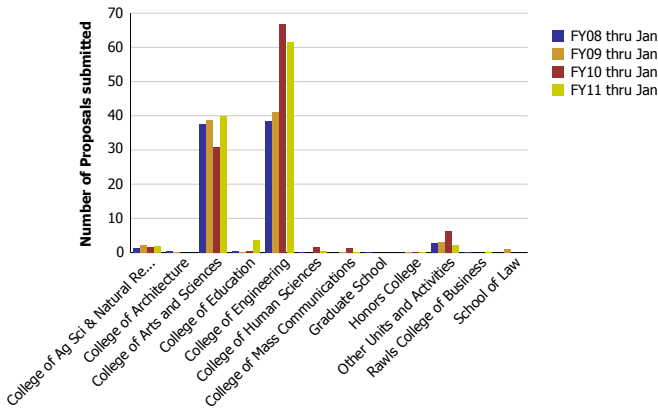
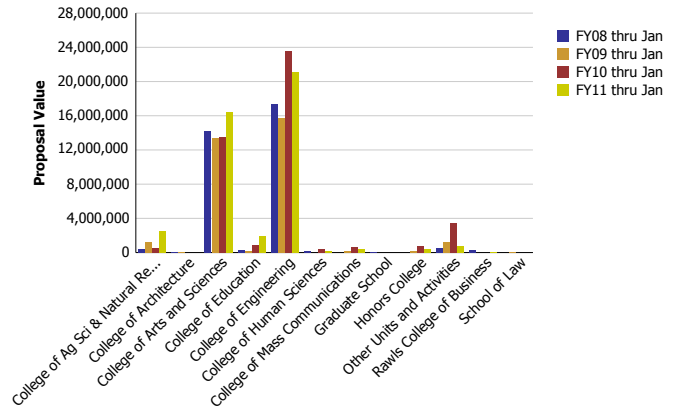


Research Metrics through January FY11 (NSF)

Number of Proposals submitted to NSF by Submitting Unit



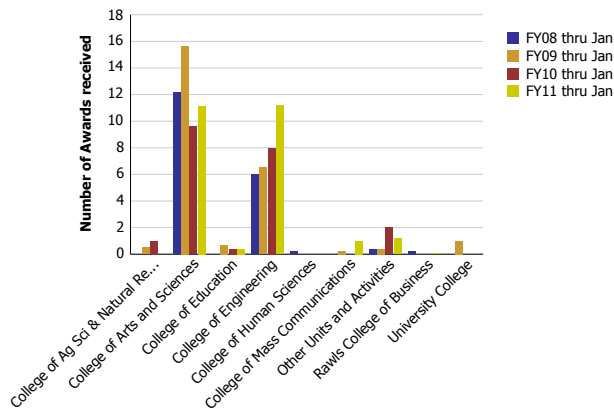
Proposal Value submitted to NSF by Submitting Unit



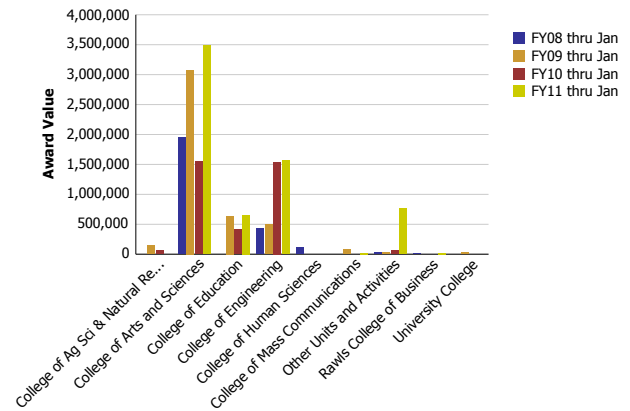
Number of Proposals submitted	FY08 thru Jan	FY09 thru Jan	FY10 thru Jan	FY11 thru Jan
College of Ag Sci & Natural Resources	1.20	2.17	1.65	1.90
College of Architecture	0.30	0.20		
College of Arts and Sciences	37.51	38.69	30.84	39.97
College of Education	0.45	0.06	0.45	3.63
College of Engineering	38.45	41.18	66.78	61.44
College of Human Sciences	0.20		1.50	0.40
College of Mass Communications		0.25	1.20	0.20
Graduate School	0.01			
Honors College		0.25	0.25	0.20
Other Units and Activities	2.78	3.20	6.33	2.21
Rawls College of Business	0.10			0.05
School of Law		1.00		
Total	81	87	109	110

Proposal Value	FY08 thru Jan	FY09 thru Jan	FY10 thru Jan	FY11 thru Jan
College of Ag Sci & Natural Resources	378,052	1,263,294	557,797	2,555,118
College of Architecture	84,185	79,660		
College of Arts and Sciences	14,169,685	13,419,700	13,557,114	16,419,228
College of Education	331,090	192,000	852,978	1,954,273
College of Engineering	17,386,137	15,672,108	23,559,889	21,129,805
College of Human Sciences	217,504		447,106	230,190
College of Mass Communications		120,648	646,494	433,081
Graduate School	29,819			
Honors College		120,648	784,146	433,081
Other Units and Activities	575,741	1,269,972	3,471,834	746,940
Rawls College of Business	258,403			74,904
School of Law		70,862		
Total	33,430,616	32,208,891	43,877,359	43,976,620

Number of Awards received from NSF by Submitting Unit



Award Value received from NSF by Submitting Unit



Number of Awards received	FY08 thru Jan	FY09 thru Jan	FY10 thru Jan	FY11 thru Jan
College of Ag Sci & Natural Resources		0.50	1.00	
College of Arts and Sciences	12.16	15.65	9.60	11.15
College of Education	0.70	0.40	0.40	0.40
College of Engineering	5.99	6.50	8.00	11.20
College of Human Sciences	0.20			
College of Mass Communications		0.25		1.00
Other Units and Activities	0.40	0.40	2.00	1.20
Rawls College of Business	0.25			0.05
University College		1.00		
Total	19	25	21	25

Award Value	FY08 thru Jan	FY09 thru Jan	FY10 thru Jan	FY11 thru Jan
College of Ag Sci & Natural Resources	149,756	65,675	0	0
College of Arts and Sciences	1,947,456	3,075,124	1,551,624	3,490,374
College of Education	635,367	410,130	651,820	651,820
College of Engineering	429,729	497,511	1,538,473	1,564,132
College of Human Sciences	114,316	0	0	0
College of Mass Communications	0	74,878	20,144	0
Other Units and Activities	25,724	28,395	62,404	761,705
Rawls College of Business	12,500	0	20,750	0
University College	0	24,767	0	0
Total	2,529,725	4,485,798	3,628,306	6,508,926