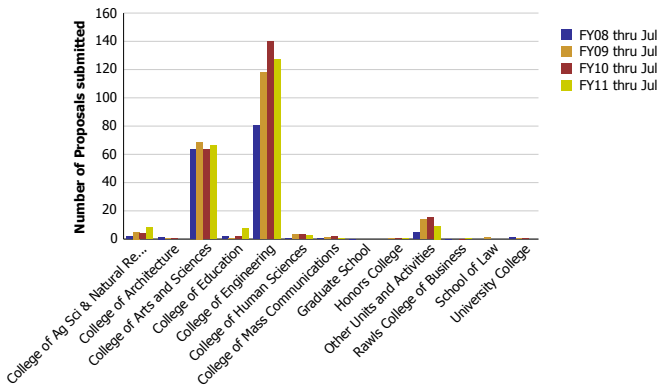
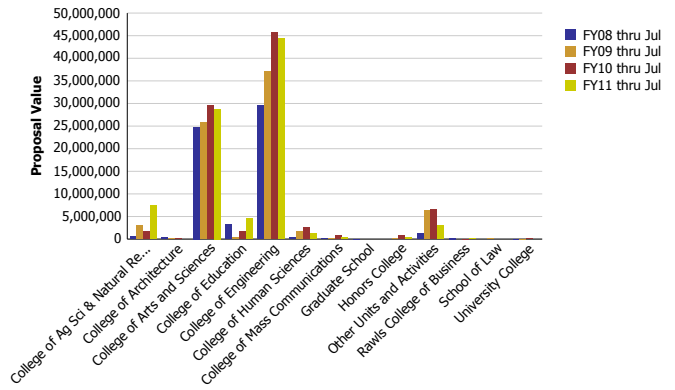


## Research Metrics through July FY11 (by Submitting Unit) NSF

Number of Proposals submitted to NSF by Submitting Unit



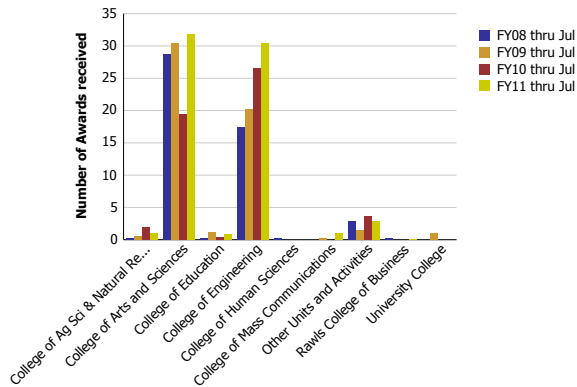
Proposal Value submitted to NSF by Submitting Unit



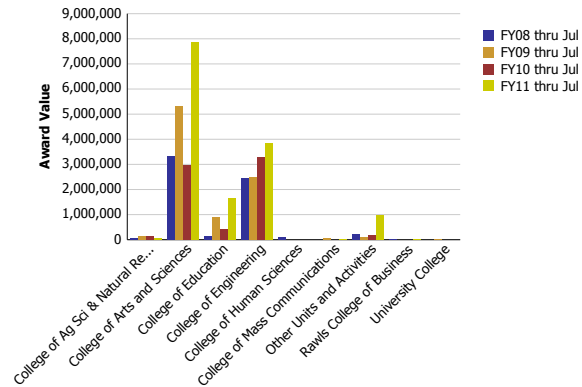
Number of Proposals submitted	FY08 thru Jul	FY09 thru Jul	FY10 thru Jul	FY11 thru Jul
College of Ag Sci & Natural Resources	1.70	5.02	4.01	8.15
College of Architecture	1.54	0.20	0.40	
College of Arts and Sciences	63.61	68.79	63.36	66.03
College of Education	1.70	0.46	1.61	7.71
College of Engineering	80.17	117.72	139.83	127.30
College of Human Sciences	0.44	3.00	3.50	2.73
College of Mass Communications	0.25	1.35	1.60	0.20
Graduate School	0.01			
Honors College		0.25	0.25	0.20
Other Units and Activities	4.48	14.01	15.11	9.28
Rawls College of Business	0.10		0.05	0.40
School of Law		1.00		
University College	1.00	0.20	0.28	
<b>Total</b>	<b>155</b>	<b>212</b>	<b>230</b>	<b>222</b>

Proposal Value	FY08 thru Jul	FY09 thru Jul	FY10 thru Jul	FY11 thru Jul
College of Ag Sci & Natural Resources	527,808	2,933,887	1,667,819	7,407,330
College of Architecture	389,579	79,660	79,928	
College of Arts and Sciences	24,810,201	25,851,847	29,568,648	28,763,998
College of Education	3,301,286	443,894	1,606,340	4,622,053
College of Engineering	29,482,200	37,138,696	45,696,344	44,306,198
College of Human Sciences	345,555	1,595,171	2,570,766	1,187,437
College of Mass Communications	74,878	216,642	863,197	433,081
Graduate School	29,819			
Honors College		120,648	784,146	433,081
Other Units and Activities	1,183,346	6,310,088	6,538,161	2,933,828
Rawls College of Business	258,403		35,000	179,035
School of Law		70,862		
University College	24,767	39,980	52,000	
<b>Total</b>	<b>60,427,841</b>	<b>74,801,373</b>	<b>89,462,349</b>	<b>90,266,041</b>

Number of Awards received from NSF by Submitting Unit



Award Value received from NSF by Submitting Unit



Number of Awards received	FY08 thru Jul	FY09 thru Jul	FY10 thru Jul	FY11 thru Jul
College of Ag Sci & Natural Resources	0.20	0.50	2.00	1.00
College of Arts and Sciences	28.76	30.50	19.37	31.77
College of Education	0.25	1.20	0.40	0.80
College of Engineering	17.44	20.15	26.53	30.48
College of Human Sciences	0.20			1.00
College of Mass Communications		0.25		1.00
Other Units and Activities	2.90	1.40	3.70	2.90
Rawls College of Business	0.25			0.05
University College		1.00		
<b>Total</b>	<b>50</b>	<b>55</b>	<b>52</b>	<b>68</b>

Award Value	FY08 thru Jul	FY09 thru Jul	FY10 thru Jul	FY11 thru Jul
College of Ag Sci & Natural Resources	55,000	149,756	133,559	66,441
College of Arts and Sciences	3,308,013	5,318,455	2,965,075	7,865,168
College of Education	133,453	908,168	410,130	1,647,954
College of Engineering	2,430,472	2,491,090	3,296,172	3,856,897
College of Human Sciences	114,316			20,144
College of Mass Communications		74,878		20,144
Other Units and Activities	239,121	110,196	193,205	991,372
Rawls College of Business	12,500			20,750
University College		24,767		
<b>Total</b>	<b>6,292,875</b>	<b>9,077,310</b>	<b>6,998,141</b>	<b>14,468,727</b>