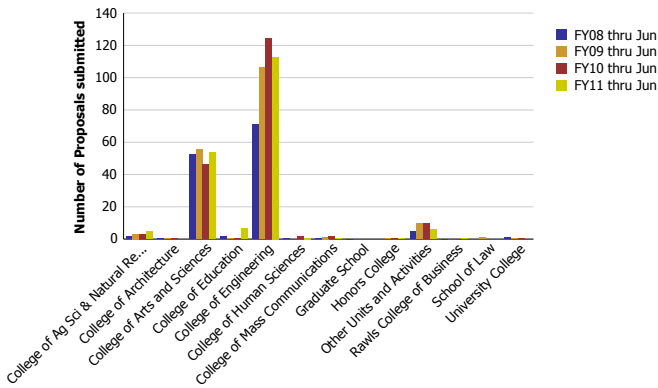
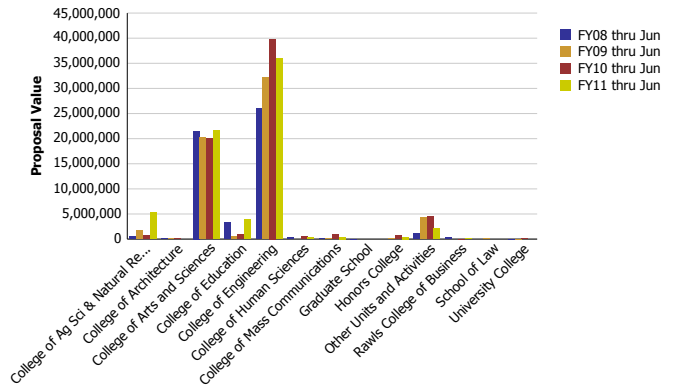


Research Metrics through June FY11 (by Submitting Unit) NSF

Number of Proposals submitted to NSF by Submitting Unit



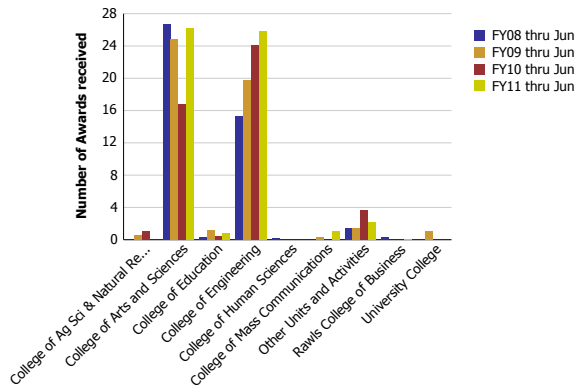
Proposal Value submitted to NSF by Submitting Unit



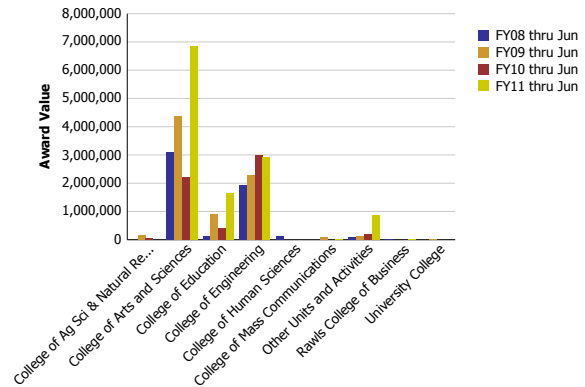
Number of Proposals submitted	FY08 thru Jun	FY09 thru Jun	FY10 thru Jun	FY11 thru Jun
College of Ag Sci & Natural Resources	1.70	3.17	2.71	4.60
College of Architecture	0.54	0.20	0.40	
College of Arts and Sciences	52.61	55.42	46.26	53.52
College of Education	1.70	0.46	0.61	6.69
College of Engineering	71.17	106.37	124.48	112.80
College of Human Sciences	0.44		1.50	0.73
College of Mass Communications	0.25	1.25	1.60	0.20
Graduate School	0.01			
Honors College		0.25	0.25	0.20
Other Units and Activities	4.48	9.68	9.86	5.86
Rawls College of Business	0.10		0.05	0.40
School of Law		1.00		
University College	1.00	0.20	0.28	
Total	134	178	188	185

Proposal Value	FY08 thru Jun	FY09 thru Jun	FY10 thru Jun	FY11 thru Jun
College of Ag Sci & Natural Resources	527,808	1,749,747	752,481	5,268,049
College of Architecture	158,937	79,660	79,928	
College of Arts and Sciences	21,541,203	20,286,221	19,986,752	21,700,382
College of Education	3,301,286	443,894	915,864	3,962,830
College of Engineering	25,978,129	32,199,393	39,825,856	35,968,335
College of Human Sciences	345,555		447,106	362,190
College of Mass Communications	74,878	187,532	863,197	433,081
Graduate School	29,819			
Honors College		120,648	784,146	433,081
Other Units and Activities	1,183,346	4,328,050	4,456,441	2,183,069
Rawls College of Business	258,403		35,000	179,035
School of Law		70,862		
University College	24,767	39,980	52,000	
Total	53,424,130	59,505,985	68,198,772	70,490,053

Number of Awards received from NSF by Submitting Unit



Award Value received from NSF by Submitting Unit



Number of Awards received	FY08 thru Jun	FY09 thru Jun	FY10 thru Jun	FY11 thru Jun
College of Ag Sci & Natural Resources		0.50	1.00	
College of Arts and Sciences	26.66	24.90	16.77	26.17
College of Education	0.25	1.20	0.40	0.80
College of Engineering	15.24	19.75	24.13	25.78
College of Human Sciences	0.20			
College of Mass Communications		0.25		1.00
Other Units and Activities	1.40	1.40	3.70	2.20
Rawls College of Business	0.25			0.05
University College		1.00		
Total	44	49	46	56

Award Value	FY08 thru Jun	FY09 thru Jun	FY10 thru Jun	FY11 thru Jun
College of Ag Sci & Natural Resources		149,756	65,675	
College of Arts and Sciences	3,100,013	4,386,892	2,196,360	6,835,587
College of Education	133,453	908,168	410,130	1,647,954
College of Engineering	1,913,005	2,291,090	3,008,090	2,920,303
College of Human Sciences	114,316			
College of Mass Communications		74,878		20,144
Other Units and Activities	95,541	110,196	193,205	873,972
Rawls College of Business	12,500			20,750
University College		24,767		
Total	5,368,828	7,945,747	5,873,460	12,318,711