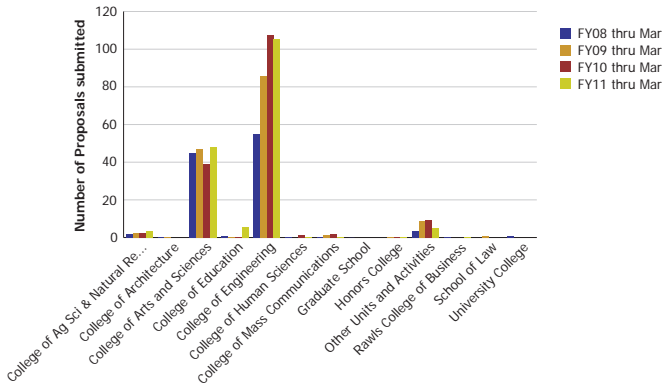
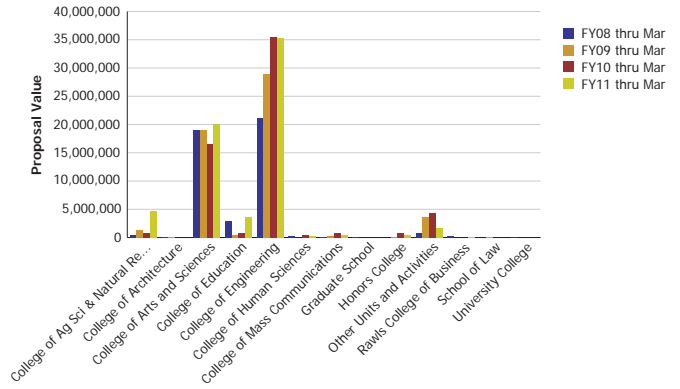


Research Metrics through March FY11 (NSF)

Number of Proposals submitted to NSF by Submitting Unit



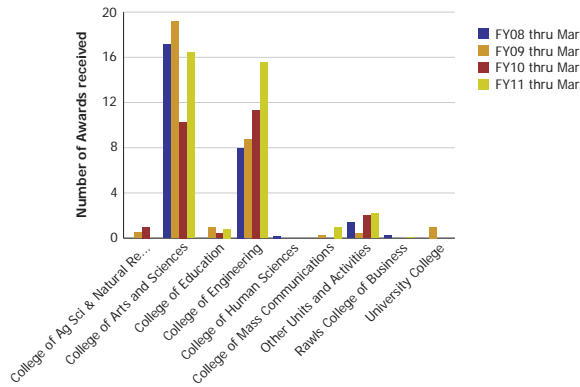
Proposal Value submitted to NSF by Submitting Unit



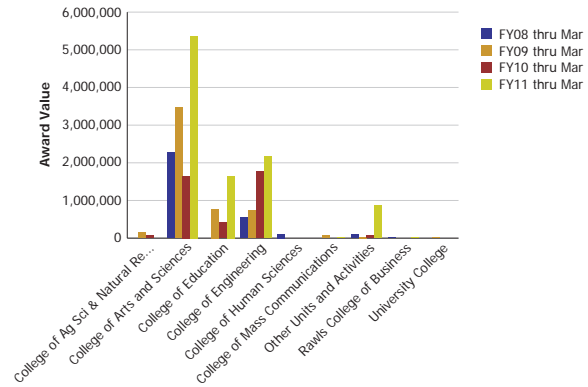
Number of Proposals submitted	FY08 thru Mar	FY09 thru Mar	FY10 thru Mar	FY11 thru Mar
College of Ag Sci & Natural Resources	1.70	2.17	2.55	3.60
College of Architecture	0.54	0.20		
College of Arts and Sciences	44.96	47.22	39.09	48.22
College of Education	1.05	0.26	0.45	5.76
College of Engineering	54.71	85.97	107.33	105.26
College of Human Sciences	0.20		1.50	0.40
College of Mass Communications	0.25	1.25	1.60	0.20
Graduate School	0.01			
Honors College		0.25	0.25	0.20
Other Units and Activities	3.48	8.68	9.23	5.06
Rawls College of Business	0.10			0.30
School of Law		1.00		
University College	1.00			
Total	108	147	162	169

Proposal Value	FY08 thru Mar	FY09 thru Mar	FY10 thru Mar	FY11 thru Mar
College of Ag Sci & Natural Resources	527,808	1,263,294	728,481	4,669,003
College of Architecture	158,937	79,660		
College of Arts and Sciences	19,100,987	19,067,574	16,504,281	20,154,922
College of Education	2,929,116	391,904	852,978	3,591,859
College of Engineering	21,225,484	28,964,075	35,477,506	35,237,741
College of Human Sciences	217,504		447,106	230,190
College of Mass Communications	74,878	187,532	863,197	433,081
Graduate School	29,819			
Honors College		120,648	784,146	433,081
Other Units and Activities	872,906	3,569,318	4,379,986	1,673,313
Rawls College of Business	258,403			170,588
School of Law		70,862		
University College	24,767			
Total	45,420,609	53,714,866	60,037,682	66,593,778

Number of Awards received from NSF by Submitting Unit



Award Value received from NSF by Submitting Unit



Number of Awards received	FY08 thru Mar	FY09 thru Mar	FY10 thru Mar	FY11 thru Mar
College of Ag Sci & Natural Resources		0.50	1.00	
College of Arts and Sciences	17.16	19.15	10.27	16.42
College of Education	0.95	0.40	0.80	
College of Engineering	7.99	8.75	11.33	15.53
College of Human Sciences	0.20			
College of Mass Communications		0.25		1.00
Other Units and Activities	1.40	0.40	2.00	2.20
Rawls College of Business	0.25			0.05
University College		1.00		
Total	27	31	25	36

Award Value	FY08 thru Mar	FY09 thru Mar	FY10 thru Mar	FY11 thru Mar
College of Ag Sci & Natural Resources		149,756	65,675	
College of Arts and Sciences	2,268,693	3,468,830	1,648,774	5,367,630
College of Education		772,135	410,130	1,647,954
College of Engineering	545,729	730,887	1,775,661	2,167,385
College of Human Sciences	114,316			
College of Mass Communications		74,878		20,144
Other Units and Activities	95,541	28,395	62,404	873,972
Rawls College of Business	12,500			20,750
University College		24,767		
Total	3,036,779	5,249,648	3,962,644	10,097,836