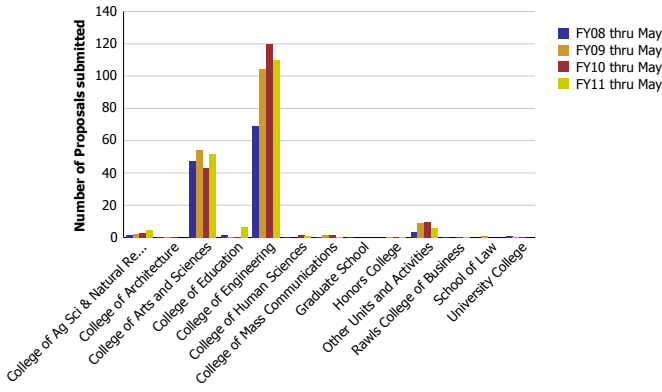
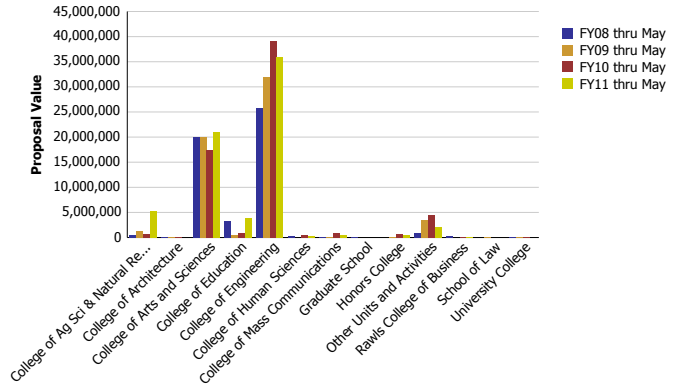


Research Metrics through May FY11 (NSF)

Number of Proposals submitted to NSF by Submitting Unit



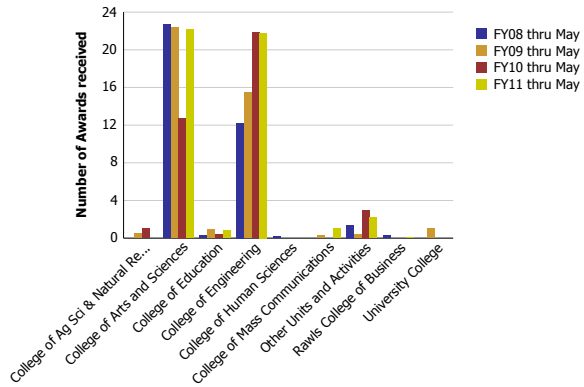
Proposal Value submitted to NSF by Submitting Unit



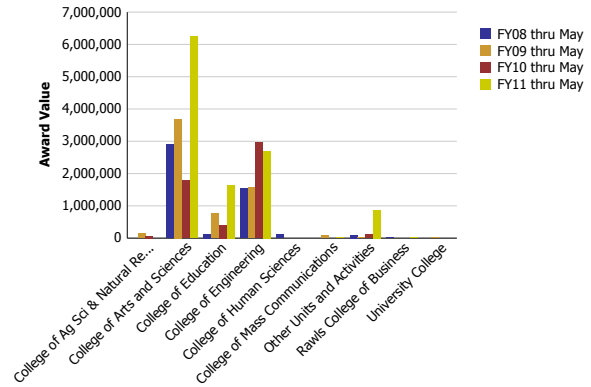
Number of Proposals submitted	FY08 thru May	FY09 thru May	FY10 thru May	FY11 thru May
College of Ag Sci & Natural Resources	1.70	2.17	2.71	4.60
College of Architecture	0.54	0.20	0.40	
College of Arts and Sciences	47.61	54.42	43.26	51.52
College of Education	1.70	0.46	0.51	6.69
College of Engineering	69.17	104.37	119.58	109.80
College of Human Sciences	0.44		1.50	0.73
College of Mass Communications	0.25	1.25	1.60	0.20
Graduate School	0.01			
Honors College		0.25	0.25	0.20
Other Units and Activities	3.48	8.68	9.86	5.86
Rawls College of Business	0.10		0.05	0.40
School of Law		1.00		
University College	1.00	0.20	0.28	
Total	126	173	180	180

Proposal Value	FY08 thru May	FY09 thru May	FY10 thru May	FY11 thru May
College of Ag Sci & Natural Resources	527,808	1,263,294	752,481	5,268,049
College of Architecture	158,937	79,660	79,928	
College of Arts and Sciences	19,954,172	20,036,137	17,378,405	21,027,137
College of Education	3,301,286	443,894	864,978	3,962,830
College of Engineering	25,786,156	32,052,777	39,082,595	35,898,977
College of Human Sciences	345,555		447,106	362,190
College of Mass Communications	74,878	187,532	863,197	433,081
Graduate School	29,819			
Honors College		120,648	784,146	433,081
Other Units and Activities	872,906	3,569,318	4,456,441	2,183,069
Rawls College of Business	258,403		35,000	179,035
School of Law		70,862		
University College	24,767	39,980	52,000	
Total	51,334,686	57,864,100	64,796,278	69,747,450

Number of Awards received from NSF by Submitting Unit



Award Value received from NSF by Submitting Unit



Number of Awards received	FY08 thru May	FY09 thru May	FY10 thru May	FY11 thru May
College of Ag Sci & Natural Resources		0.50	1.00	
College of Arts and Sciences	22.66	22.40	12.77	22.17
College of Education	0.25	0.95	0.40	0.80
College of Engineering	12.24	15.50	21.83	21.78
College of Human Sciences	0.20			
College of Mass Communications		0.25		1.00
Other Units and Activities	1.40	0.40	3.00	2.20
Rawls College of Business	0.25			0.05
University College		1.00		
Total	37	41	39	48

Award Value	FY08 thru May	FY09 thru May	FY10 thru May	FY11 thru May
College of Ag Sci & Natural Resources		149,756	65,675	
College of Arts and Sciences	2,897,137	3,689,440	1,792,744	6,241,399
College of Education	133,453	772,135	410,130	1,647,954
College of Engineering	1,537,404	1,576,061	2,953,786	2,701,234
College of Human Sciences	114,316			
College of Mass Communications		74,878		20,144
Other Units and Activities	95,541	28,395	115,497	873,972
Rawls College of Business	12,500			20,750
University College		24,767		
Total	4,790,351	6,315,432	5,337,832	11,505,454