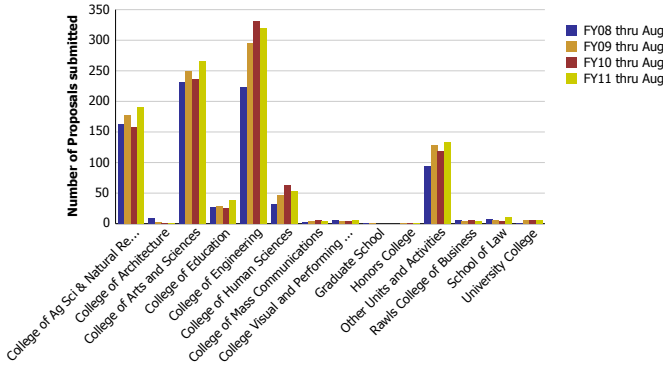
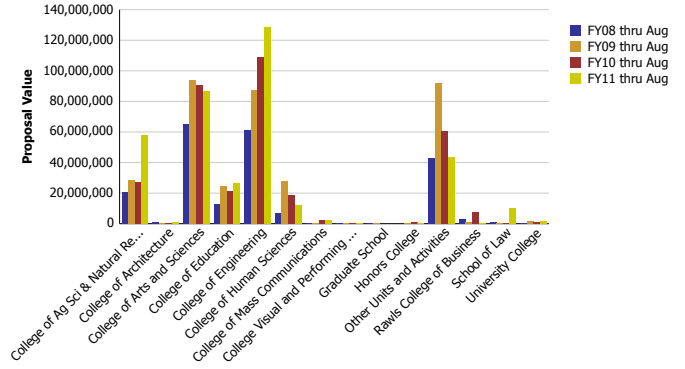


Research Metrics through August FY11 (by Submitting Unit)

Number of Proposals submitted by Submitting Unit



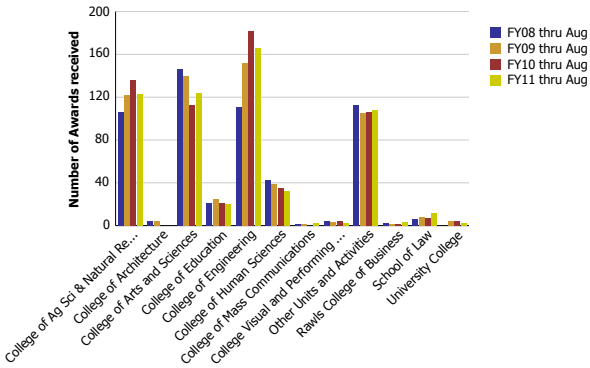
Proposal Value by Submitting Unit



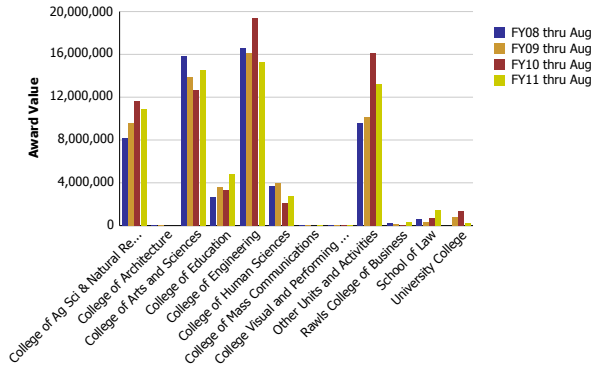
Number of Proposals submitted	FY08 thru Aug	FY09 thru Aug	FY10 thru Aug	FY11 thru Aug
College of Ag Sci & Natural Resources	162.32	178.20	157.73	190.87
College of Architecture	8.57	3.20	0.40	1.50
College of Arts and Sciences	231.96	250.02	236.61	265.08
College of Education	26.68	27.84	26.06	38.51
College of Engineering	222.51	295.28	331.13	320.42
College of Human Sciences	31.56	46.95	62.71	53.50
College of Mass Communications	2.55	3.65	5.60	4.83
College Visual and Performing Arts	5.00	4.00	4.90	6.00
Graduate School	0.01	0.10		
Honors College		0.25	0.25	0.20
Other Units and Activities	93.91	127.66	119.08	133.92
Rawls College of Business	6.20	3.85	6.05	4.03
School of Law	7.10	5.00	3.50	10.98
University College	1.63	5.00	5.98	6.16
Total	800	951	960	1,036

Proposal Value	FY08 thru Aug	FY09 thru Aug	FY10 thru Aug	FY11 thru Aug
College of Ag Sci & Natural Resources	20,351,864	28,727,834	26,929,007	57,766,370
College of Architecture	936,309	117,543	79,928	730,980
College of Arts and Sciences	64,946,752	94,181,630	90,851,603	86,869,186
College of Education	12,672,474	24,706,155	21,526,152	26,404,247
College of Engineering	61,044,820	87,155,214	108,629,474	128,417,974
College of Human Sciences	6,724,513	27,505,615	18,613,820	11,866,796
College of Mass Communications	301,654	252,848	2,040,191	2,542,305
College Visual and Performing Arts	60,650	60,000	187,200	452,389
Graduate School	29,819	194,857		
Honors College		120,648	784,146	433,081
Other Units and Activities	42,635,270	91,717,474	60,822,659	43,646,971
Rawls College of Business	3,015,825	725,653	7,354,006	551,238
School of Law	760,581	473,941	417,123	9,834,280
University College	511,039	1,830,051	665,862	1,552,001
Total	213,991,569	357,769,462	338,901,171	371,067,819

Number of Awards received by Submitting Unit



Award Value by Submitting Unit



Number of Awards received	FY08 thru Aug	FY09 thru Aug	FY10 thru Aug	FY11 thru Aug
College of Ag Sci & Natural Resources	105.66	121.64	135.71	122.45
College of Architecture	4.55	4.00		
College of Arts and Sciences	145.83	139.79	112.63	123.40
College of Education	20.89	24.66	21.41	20.38
College of Engineering	110.98	151.78	181.34	166.04
College of Human Sciences	42.74	38.92	34.92	32.05
College of Mass Communications	1.00	1.25		2.00
College Visual and Performing Arts	4.00	3.00	4.00	2.00
Other Units and Activities	112.73	104.82	105.96	107.62
Rawls College of Business	2.50	1.05	1.00	3.36
School of Law	6.12	7.56	7.00	11.25
University College		4.53	4.03	2.45
Total	557	603	608	593

Award Value	FY08 thru Aug	FY09 thru Aug	FY10 thru Aug	FY11 thru Aug
College of Ag Sci & Natural Resources	8,180,852	9,573,872	11,668,679	10,876,333
College of Architecture	43,580	35,349		
College of Arts and Sciences	15,878,044	13,894,938	12,645,520	14,509,431
College of Education	2,694,815	3,581,175	3,278,984	4,821,859
College of Engineering	16,577,916	16,137,104	19,406,479	15,276,955
College of Human Sciences	3,657,739	3,945,356	2,070,945	2,782,410
College of Mass Communications	42,456	68,503		67,644
College Visual and Performing Arts	43,445	41,000	60,000	30,500
Other Units and Activities	9,580,240	10,113,609	16,103,719	13,186,078
Rawls College of Business	261,847	142,503	50,220	309,958
School of Law	568,722	374,818	673,299	1,406,531
University College		827,499	1,321,353	219,217
Total	57,529,657	58,735,726	67,279,197	63,486,917