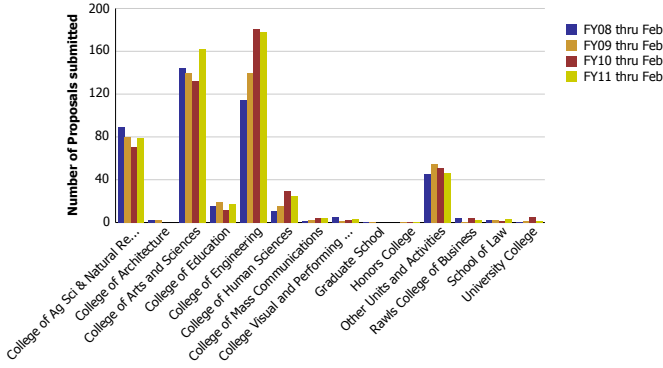
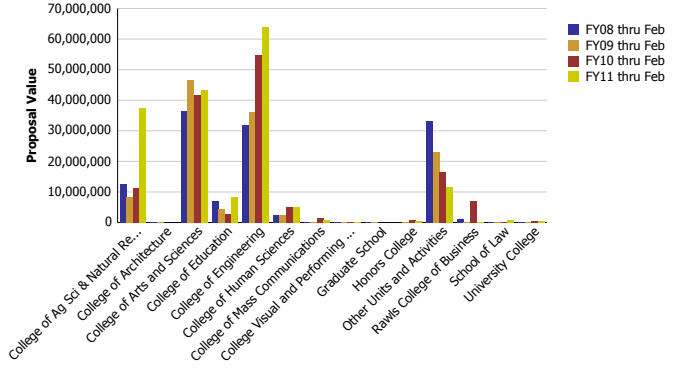


Research Metrics through February FY11

Number of Proposals submitted by Submitting Unit



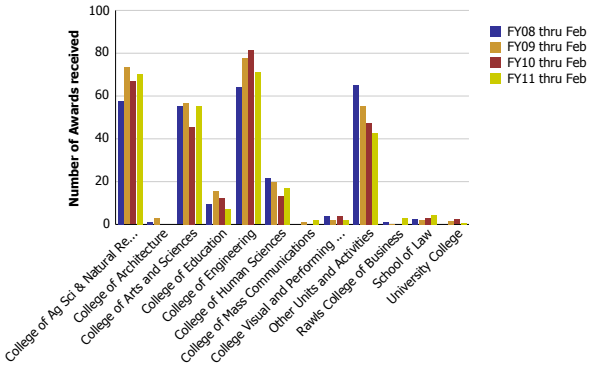
Proposal Value by Submitting Unit



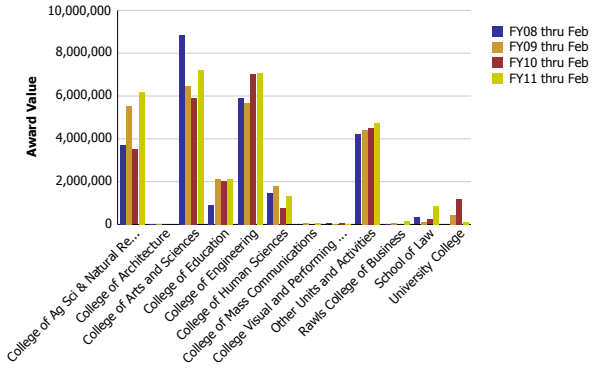
Number of Proposals submitted	FY08 thru Feb	FY09 thru Feb	FY10 thru Feb	FY11 thru Feb
College of Ag Sci & Natural Resources	89.28	79.61	70.18	78.52
College of Architecture	2.40	2.20		
College of Arts and Sciences	144.17	139.95	132.23	161.95
College of Education	15.45	19.04	11.30	17.64
College of Engineering	114.62	139.66	181.08	177.70
College of Human Sciences	11.20	15.45	29.23	25.12
College of Mass Communications	1.30	2.55	4.20	4.00
College Visual and Performing Arts	5.00	1.00	2.00	3.00
Graduate School	0.01	0.10		
Honors College		0.25	0.25	0.20
Other Units and Activities	44.97	54.39	51.33	45.83
Rawls College of Business	4.20	0.80	4.00	2.63
School of Law	2.10	2.00	1.50	3.25
University College	0.30	1.00	4.70	1.16
Total	435	458	492	521

Proposal Value	FY08 thru Feb	FY09 thru Feb	FY10 thru Feb	FY11 thru Feb
College of Ag Sci & Natural Resources	12,535,536	8,272,164	11,407,430	37,499,291
College of Architecture	106,235	92,776		
College of Arts and Sciences	36,537,092	46,576,186	41,572,121	43,303,056
College of Education	6,966,822	4,329,228	2,693,774	8,322,128
College of Engineering	32,039,133	36,094,921	54,704,244	64,070,779
College of Human Sciences	2,300,509	2,471,833	4,975,602	5,046,498
College of Mass Communications	184,320	200,238	1,618,494	688,016
College Visual and Performing Arts	60,650	1,000	12,000	105,500
Graduate School	29,819	194,857		
Honors College		120,648	784,146	433,081
Other Units and Activities	33,164,863	23,065,611	16,493,839	11,527,150
Rawls College of Business	1,130,169	43,789	6,954,930	137,277
School of Law	119,836	281,618	223,844	745,251
University College	37,500	51,000	600,362	441,281
Total	125,212,483	121,795,867	142,040,787	172,319,307

Number of Awards received by Submitting Unit



Award Value by Submitting Unit



Number of Awards received	FY08 thru Feb	FY09 thru Feb	FY10 thru Feb	FY11 thru Feb
College of Ag Sci & Natural Resources	57.52	73.31	66.78	70.48
College of Architecture	1.30	3.00		
College of Arts and Sciences	55.12	56.85	45.42	55.09
College of Education	9.46	15.61	12.26	7.04
College of Engineering	64.00	77.95	81.50	70.97
College of Human Sciences	21.62	20.00	13.12	17.12
College of Mass Communications		1.25		2.00
College Visual and Performing Arts	4.00	2.00	4.00	2.00
Other Units and Activities	65.17	55.45	47.59	42.59
Rawls College of Business	1.25	0.05		2.96
School of Law	2.56	2.00	3.00	4.25
University College		1.53	2.33	0.50
Total	282	309	276	275

Award Value	FY08 thru Feb	FY09 thru Feb	FY10 thru Feb	FY11 thru Feb
College of Ag Sci & Natural Resources	3,718,764	5,543,576	3,501,198	6,174,437
College of Architecture	9,000	10,582		
College of Arts and Sciences	8,847,025	6,483,730	5,905,439	7,191,523
College of Education	890,769	2,124,172	2,021,783	2,132,868
College of Engineering	5,905,090	5,662,644	7,018,749	7,084,301
College of Human Sciences	1,457,494	1,787,349	773,999	1,307,208
College of Mass Communications		68,503		67,644
College Visual and Performing Arts	43,445	40,000	60,000	30,500
Other Units and Activities	4,205,060	4,427,879	4,490,427	4,752,538
Rawls College of Business	32,500	50,000		169,799
School of Law	327,293	117,206	233,102	873,398
University College		447,834	1,181,116	135,000
Total	25,436,441	26,763,475	25,185,814	29,919,215