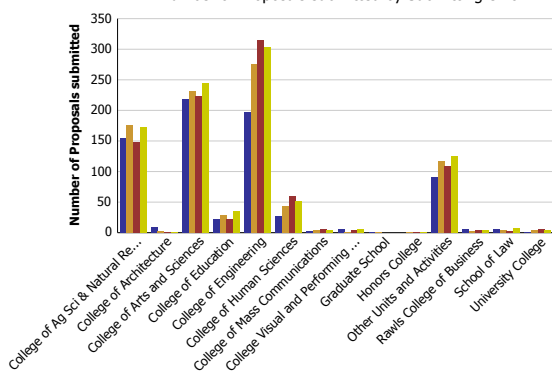


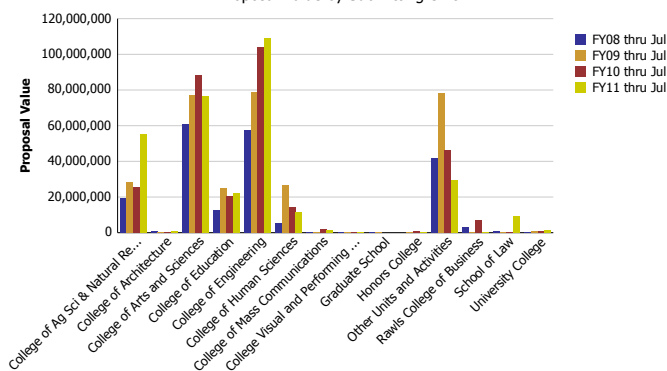
Research Metrics through July FY11 (by Submitting Unit)

Number of Proposals submitted by Submitting Unit



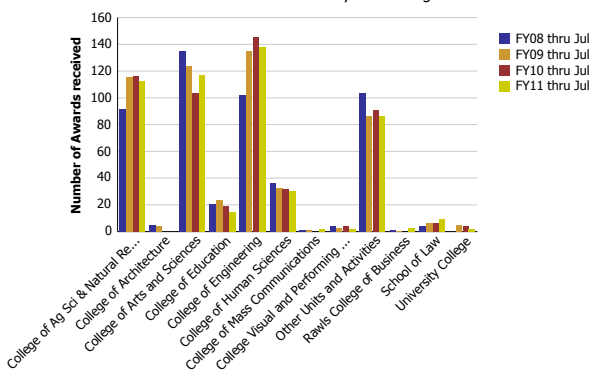
Number of Proposals submitted	FY08 thru Jul	FY09 thru Jul	FY10 thru Jul	FY11 thru Jul
College of Ag Sci & Natural Resources	154.62	175.85	148.36	173.32
College of Architecture	8.57	3.20	0.40	1.50
College of Arts and Sciences	217.96	231.42	222.95	244.68
College of Education	21.68	27.84	22.06	35.26
College of Engineering	197.69	275.07	315.41	303.22
College of Human Sciences	27.56	43.95	59.71	52.25
College of Mass Communications	2.55	3.65	5.60	4.07
College Visual and Performing Arts	5.00	1.00	4.90	6.00
Graduate School	0.01	0.10		
Honors College		0.25	0.25	0.20
Other Units and Activities	90.43	117.67	108.83	125.73
Rawls College of Business	6.20	2.80	4.05	4.03
School of Law	5.10	4.00	2.50	7.98
University College	1.63	4.20	5.98	4.76
Total	739	891	901	963

Proposal Value by Submitting Unit



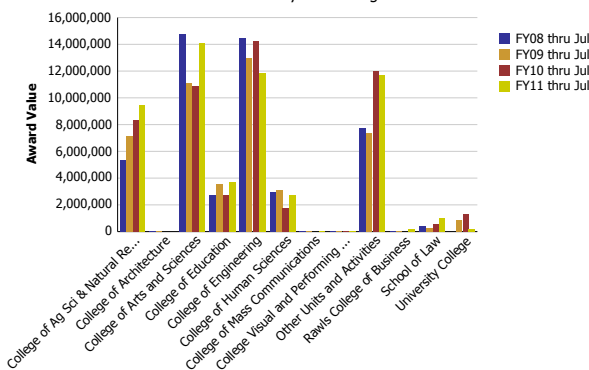
Proposal Value	FY08 thru Jul	FY09 thru Jul	FY10 thru Jul	FY11 thru Jul
College of Ag Sci & Natural Resources	19,536,933	28,427,934	25,490,280	55,348,527
College of Architecture	936,309	117,543	79,928	730,980
College of Arts and Sciences	60,844,716	77,323,267	88,170,331	76,625,239
College of Education	12,543,755	24,706,155	20,467,952	21,892,117
College of Engineering	57,277,966	78,867,112	104,196,329	109,205,429
College of Human Sciences	5,206,483	26,863,487	14,069,533	11,778,666
College of Mass Communications	301,654	252,848	2,040,191	1,642,597
College Visual and Performing Arts	60,650	1,000	187,200	452,389
Graduate School	29,819	194,857		
Honors College		120,648	784,146	433,081
Other Units and Activities	41,923,647	78,129,719	46,387,240	29,590,426
Rawls College of Business	3,015,825	384,499	6,989,930	551,238
School of Law	640,235	416,614	288,128	9,447,348
University College	511,039	830,051	665,862	1,170,646
Total	202,829,031	316,635,733	309,817,050	318,868,685

Number of Awards received by Submitting Unit



Number of Awards received	FY08 thru Jul	FY09 thru Jul	FY10 thru Jul	FY11 thru Jul
College of Ag Sci & Natural Resources	91.79	115.44	116.21	112.45
College of Architecture	4.55	4.00		
College of Arts and Sciences	135.06	123.54	103.88	117.23
College of Education	20.89	23.66	19.41	14.38
College of Engineering	101.99	134.73	145.59	137.59
College of Human Sciences	36.62	32.80	31.92	30.05
College of Mass Communications	1.00	1.25		2.00
College Visual and Performing Arts	4.00	3.00	4.00	2.00
Other Units and Activities	103.73	86.44	90.96	86.39
Rawls College of Business	1.25	0.05		2.96
School of Law	4.12	6.56	6.00	9.25
University College		4.53	4.03	1.70
Total	505	536	522	516

Award Value by Submitting Unit



Award Value	FY08 thru Jul	FY09 thru Jul	FY10 thru Jul	FY11 thru Jul
College of Ag Sci & Natural Resources	5,353,085	7,125,965	8,323,513	9,436,755
College of Architecture	43,580	35,349		
College of Arts and Sciences	14,756,085	11,139,992	10,903,536	14,109,750
College of Education	2,694,815	3,552,714	2,741,984	3,704,454
College of Engineering	14,501,451	12,937,225	14,231,027	11,850,587
College of Human Sciences	2,950,015	3,130,052	1,788,337	2,750,199
College of Mass Communications	42,456	68,503		67,644
College Visual and Performing Arts	43,445	41,000	60,000	30,500
Other Units and Activities	7,716,073	7,354,551	11,982,089	11,675,152
Rawls College of Business	32,500	50,000		169,799
School of Law	448,376	295,016	573,299	1,024,151
University College		827,499	1,321,353	183,592
Total	48,581,881	46,557,867	51,925,137	55,002,583