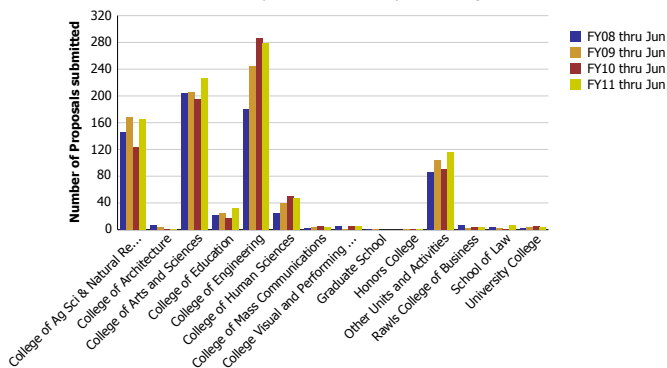


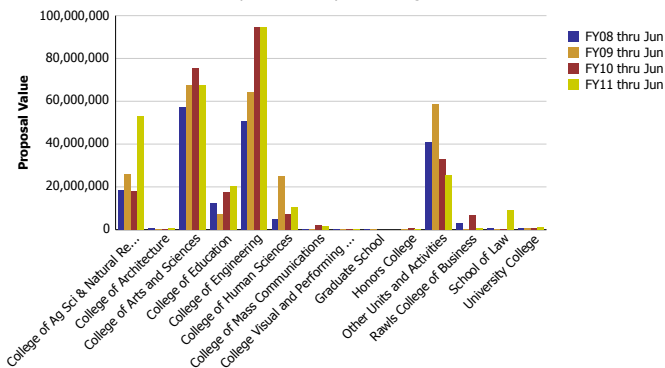
Research Metrics through June FY11 (by Submitting Unit)

Number of Proposals submitted by Submitting Unit



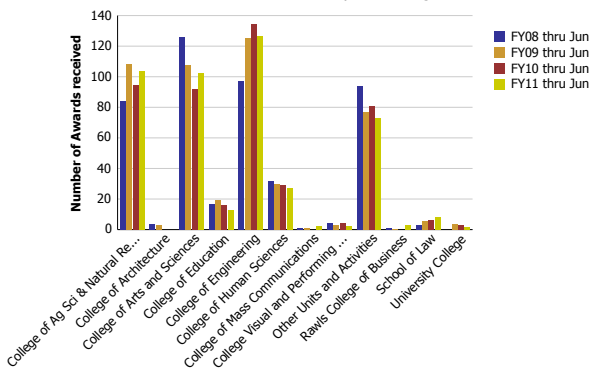
Number of Proposals submitted	FY08 thru Jun	FY09 thru Jun	FY10 thru Jun	FY11 thru Jun
College of Ag Sci & Natural Resources	145.07	167.83	123.91	165.77
College of Architecture	6.57	3.20	0.40	0.50
College of Arts and Sciences	203.63	205.87	195.53	226.95
College of Education	21.68	24.84	17.86	32.49
College of Engineering	180.02	244.44	287.08	279.07
College of Human Sciences	24.56	38.95	49.86	47.25
College of Mass Communications	2.55	3.55	5.60	4.07
College Visual and Performing Arts	5.00	1.00	4.90	6.00
Graduate School	0.01	0.10		
Honors College		0.25	0.25	0.20
Other Units and Activities	85.98	103.97	91.08	115.93
Rawls College of Business	6.20	2.80	4.05	4.03
School of Law	4.10	3.00	1.50	6.98
University College	1.63	4.20	4.98	3.76
Total	687	804	787	893

Proposal Value by Submitting Unit



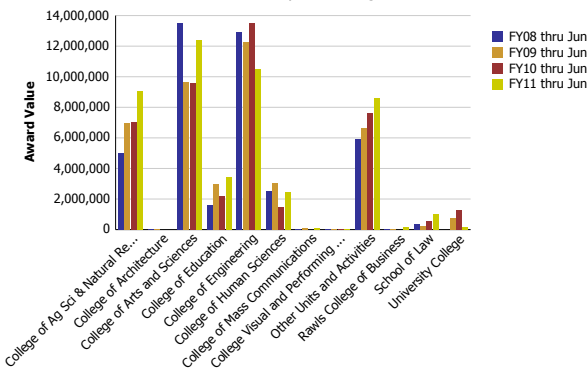
Proposal Value	FY08 thru Jun	FY09 thru Jun	FY10 thru Jun	FY11 thru Jun
College of Ag Sci & Natural Resources	18,662,219	25,726,670	18,152,246	52,898,118
College of Architecture	685,667	117,543	79,928	712,890
College of Arts and Sciences	57,014,670	67,324,575	75,641,355	67,497,433
College of Education	12,543,755	7,221,924	17,745,986	20,234,673
College of Engineering	50,791,129	64,460,019	94,540,615	94,604,376
College of Human Sciences	4,801,689	25,030,202	7,224,085	10,471,611
College of Mass Communications	301,654	223,738	2,040,191	1,642,597
College Visual and Performing Arts	60,650	1,000	187,200	452,389
Graduate School	29,819	194,857		
Honors College		120,648	784,146	433,081
Other Units and Activities	41,092,896	58,705,998	32,891,579	25,564,422
Rawls College of Business	3,015,825	384,499	6,989,930	551,238
School of Law	561,114	336,812	223,844	9,347,348
University College	511,039	830,051	652,362	1,065,337
Total	190,072,125	250,678,534	257,153,467	285,475,514

Number of Awards received by Submitting Unit



Number of Awards received	FY08 thru Jun	FY09 thru Jun	FY10 thru Jun	FY11 thru Jun
College of Ag Sci & Natural Resources	84.09	108.44	94.27	103.45
College of Architecture	3.55	3.00		
College of Arts and Sciences	125.76	107.85	92.08	102.26
College of Education	16.74	19.51	16.26	12.54
College of Engineering	97.09	124.97	134.42	126.75
College of Human Sciences	31.62	29.80	28.92	27.05
College of Mass Communications	1.00	1.25		2.00
College Visual and Performing Arts	4.00	3.00	4.00	2.00
Other Units and Activities	93.78	77.04	81.02	73.04
Rawls College of Business	1.25	0.05		2.96
School of Law	3.12	5.56	6.00	8.25
University College		3.53	3.03	1.70
Total	462	484	460	462

Award Value by Submitting Unit



Award Value	FY08 thru Jun	FY09 thru Jun	FY10 thru Jun	FY11 thru Jun
College of Ag Sci & Natural Resources	5,006,895	6,976,527	7,058,294	9,067,547
College of Architecture	23,580	10,582		
College of Arts and Sciences	13,490,597	9,659,150	9,567,482	12,403,553
College of Education	1,634,621	2,954,909	2,195,372	3,443,157
College of Engineering	12,937,000	12,294,051	13,504,895	10,504,335
College of Human Sciences	2,504,789	3,072,061	1,476,728	2,421,263
College of Mass Communications	42,456	68,503		67,644
College Visual and Performing Arts	43,445	41,000	60,000	30,500
Other Units and Activities	5,900,719	6,640,579	7,598,683	8,622,762
Rawls College of Business	32,500	50,000		169,799
School of Law	369,255	239,822	573,299	990,765
University College		776,499	1,307,853	183,592
Total	41,985,857	42,783,683	43,342,606	47,904,918