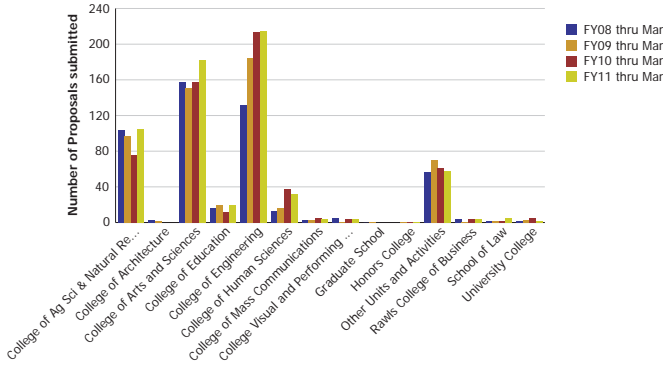
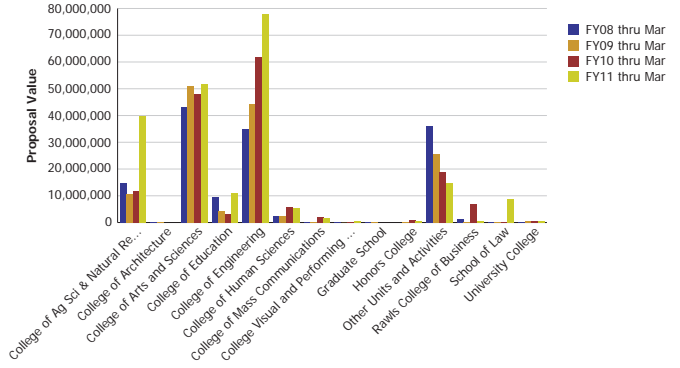


Research Metrics through March FY11

Number of Proposals submitted by Submitting Unit



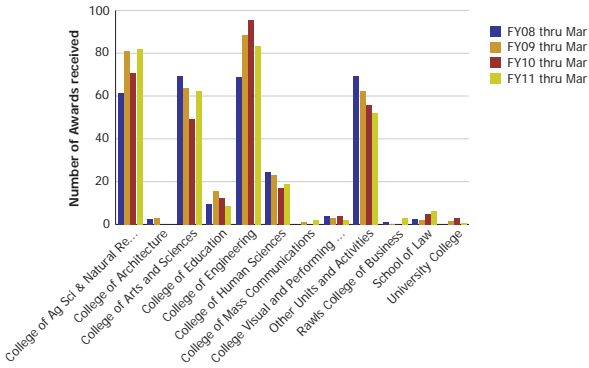
Proposal Value by Submitting Unit



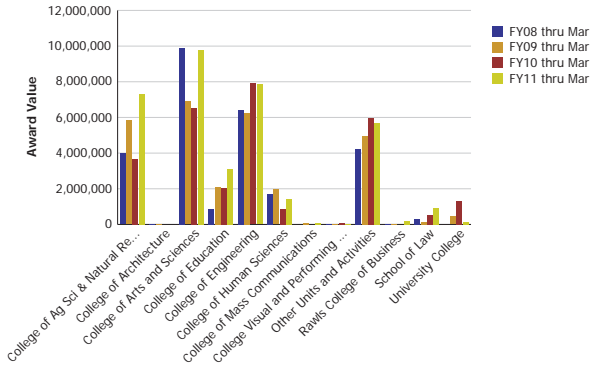
Number of Proposals submitted	FY08 thru Mar	FY09 thru Mar	FY10 thru Mar	FY11 thru Mar
College of Ag Sci & Natural Resources	103.66	96.76	75.18	105.30
College of Architecture	2.64	2.20		
College of Arts and Sciences	158.02	150.65	157.28	182.03
College of Education	15.85	19.14	12.30	19.81
College of Engineering	131.73	183.91	213.78	214.93
College of Human Sciences	13.32	16.25	37.18	31.92
College of Mass Communications	2.55	2.55	5.60	4.07
College Visual and Performing Arts	5.00	1.00	3.90	4.00
Graduate School	0.01	0.10		
Honors College		0.25	0.25	0.20
Other Units and Activities	56.62	69.89	61.33	58.27
Rawls College of Business	4.20	0.80	4.00	3.88
School of Law	2.10	2.00	1.50	4.83
University College	1.30	2.50	4.70	1.76
Total	497	548	577	631

Proposal Value	FY08 thru Mar	FY09 thru Mar	FY10 thru Mar	FY11 thru Mar
College of Ag Sci & Natural Resources	14,788,912	10,835,255	11,902,118	39,961,693
College of Architecture	180,986	92,776		
College of Arts and Sciences	43,176,062	50,967,228	47,935,111	51,723,176
College of Education	9,366,822	4,343,723	3,093,754	11,106,123
College of Engineering	34,887,214	44,195,002	61,869,496	77,959,745
College of Human Sciences	2,577,094	2,562,855	5,613,710	5,523,095
College of Mass Communications	301,654	200,238	2,040,191	1,642,597
College Visual and Performing Arts	60,650	1,000	177,200	423,020
Graduate School	29,819	194,857		
Honors College		120,648	784,146	433,081
Other Units and Activities	36,095,203	25,578,643	18,786,357	14,848,545
Rawls College of Business	1,130,169	43,789	6,954,930	482,860
School of Law	119,836	281,618	223,844	8,704,641
University College	62,267	432,474	600,362	605,116
Total	142,776,689	139,850,104	159,981,220	213,413,692

Number of Awards received by Submitting Unit



Award Value by Submitting Unit



Number of Awards received	FY08 thru Mar	FY09 thru Mar	FY10 thru Mar	FY11 thru Mar
College of Ag Sci & Natural Resources	61.52	80.94	70.78	82.05
College of Architecture	2.55	3.00		
College of Arts and Sciences	69.12	63.85	49.42	62.36
College of Education	9.46	15.61	12.26	8.44
College of Engineering	68.75	88.45	95.50	83.30
College of Human Sciences	24.62	23.00	17.12	19.05
College of Mass Communications		1.25		2.00
College Visual and Performing Arts	4.00	3.00	4.00	2.00
Other Units and Activities	69.17	62.32	55.89	52.09
Rawls College of Business	1.25	0.05		2.96
School of Law	2.56	2.00	5.00	6.25
University College		1.53	3.03	0.50
Total	313	345	313	321

Award Value	FY08 thru Mar	FY09 thru Mar	FY10 thru Mar	FY11 thru Mar
College of Ag Sci & Natural Resources	3,980,764	5,827,998	3,646,778	7,317,152
College of Architecture	19,396	10,582		
College of Arts and Sciences	9,900,756	6,896,400	6,522,551	9,765,956
College of Education	890,769	2,124,172	2,021,783	3,131,686
College of Engineering	6,428,063	6,272,932	7,903,591	7,847,511
College of Human Sciences	1,713,767	1,957,616	881,705	1,434,813
College of Mass Communications		68,503		67,644
College Visual and Performing Arts	43,445	41,000	60,000	30,500
Other Units and Activities	4,251,081	4,950,688	5,965,164	5,694,643
Rawls College of Business	32,500	50,000		169,799
School of Law	327,293	117,206	524,182	934,298
University College		447,834	1,307,853	135,000
Total	27,587,835	28,764,931	28,833,607	36,529,002