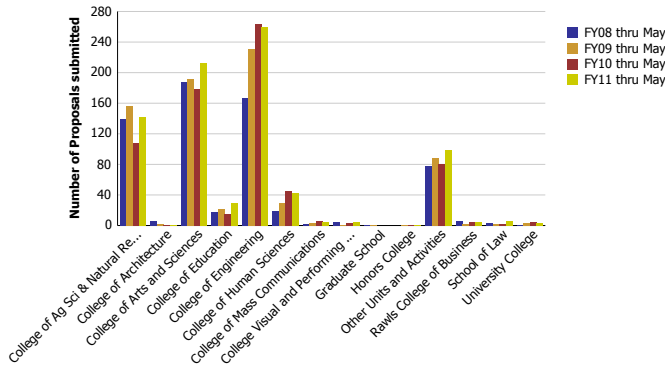
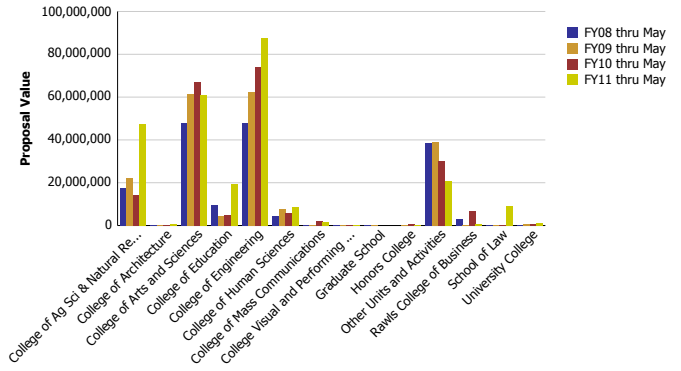


## Research Metrics through May FY11

Number of Proposals submitted by Submitting Unit



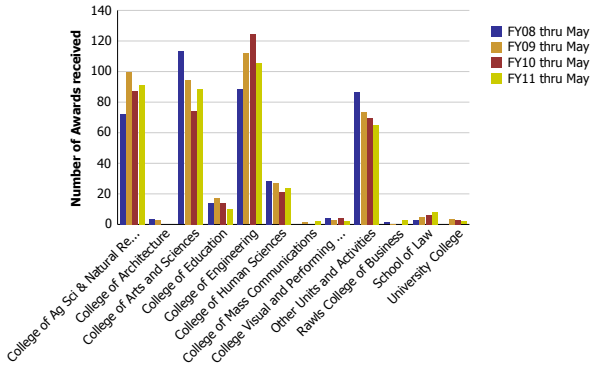
Proposal Value by Submitting Unit



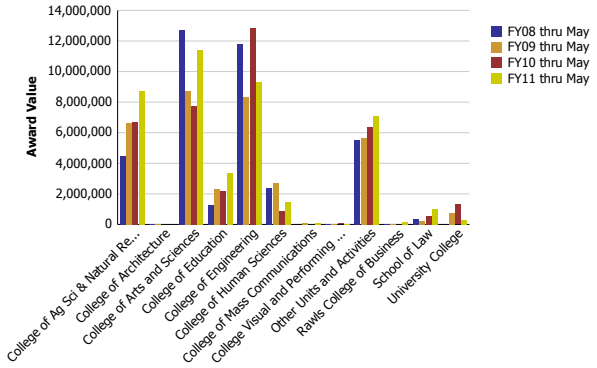
Number of Proposals submitted	FY08 thru May	FY09 thru May	FY10 thru May	FY11 thru May
College of Ag Sci & Natural Resources	139.07	156.73	108.55	142.20
College of Architecture	6.24	2.20	0.40	0.50
College of Arts and Sciences	187.93	191.08	178.23	212.43
College of Education	18.33	21.34	15.36	29.59
College of Engineering	166.24	230.43	263.57	260.12
College of Human Sciences	18.56	29.97	44.71	42.25
College of Mass Communications	2.55	3.55	5.60	4.07
College Visual and Performing Arts	5.00	1.00	3.90	5.00
Graduate School	0.01	0.10		
Honors College		0.25	0.25	0.20
Other Units and Activities	77.47	88.75	80.90	98.62
Rawls College of Business	6.20	1.80	4.05	4.03
School of Law	3.10	2.00	1.50	5.98
University College	1.30	3.80	4.98	3.01
<b>Total</b>	<b>632</b>	<b>733</b>	<b>712</b>	<b>808</b>

Proposal Value	FY08 thru May	FY09 thru May	FY10 thru May	FY11 thru May
College of Ag Sci & Natural Resources	17,710,468	22,153,476	14,331,413	47,424,530
College of Architecture	446,882	92,776	79,928	712,890
College of Arts and Sciences	47,683,615	61,525,769	67,119,635	60,968,196
College of Education	9,817,172	4,609,422	4,704,320	19,226,307
College of Engineering	47,987,696	62,157,626	74,234,960	87,663,264
College of Human Sciences	4,491,827	7,756,815	6,047,115	8,846,216
College of Mass Communications	301,654	223,738	2,040,191	1,642,597
College Visual and Performing Arts	60,650	1,000	177,200	445,389
Graduate School	29,819	194,857		
Honors College		120,648	784,146	433,081
Other Units and Activities	38,398,786	39,224,216	30,114,045	20,798,780
Rawls College of Business	3,015,825	231,055	6,989,930	551,238
School of Law	375,736	281,618	223,844	9,292,162
University College	62,267	591,123	652,362	1,027,837
<b>Total</b>	<b>170,382,397</b>	<b>199,164,138</b>	<b>207,499,089</b>	<b>259,032,489</b>

Number of Awards received by Submitting Unit



Award Value by Submitting Unit



Number of Awards received	FY08 thru May	FY09 thru May	FY10 thru May	FY11 thru May
College of Ag Sci & Natural Resources	72.05	99.94	87.27	91.25
College of Architecture	3.55	3.00		
College of Arts and Sciences	113.16	94.36	73.93	88.36
College of Education	14.24	16.94	14.26	9.94
College of Engineering	88.42	111.81	124.75	105.30
College of Human Sciences	28.62	26.80	21.12	24.05
College of Mass Communications		1.25		2.00
College Visual and Performing Arts	4.00	3.00	4.00	2.00
Other Units and Activities	86.59	73.32	69.64	64.99
Rawls College of Business	1.25	0.05		2.96
School of Law	3.12	5.00	6.00	8.25
University College		3.53	3.03	1.90
<b>Total</b>	<b>415</b>	<b>439</b>	<b>404</b>	<b>401</b>

Award Value	FY08 thru May	FY09 thru May	FY10 thru May	FY11 thru May
College of Ag Sci & Natural Resources	4,496,873	6,647,154	6,698,051	8,745,264
College of Architecture	23,580	10,582		
College of Arts and Sciences	12,748,289	8,757,563	7,771,119	11,415,839
College of Education	1,270,001	2,326,070	2,160,674	3,362,059
College of Engineering	11,819,782	8,336,655	12,822,177	9,316,899
College of Human Sciences	2,402,779	2,713,157	902,213	1,480,902
College of Mass Communications		68,503		67,644
College Visual and Performing Arts	43,445	41,000	60,000	30,500
Other Units and Activities	5,528,184	5,638,280	6,385,785	7,083,142
Rawls College of Business	32,500	50,000		169,799
School of Law	369,255	213,365	573,299	990,765
University College		776,499	1,307,853	266,184
<b>Total</b>	<b>38,734,688</b>	<b>35,578,828</b>	<b>38,681,171</b>	<b>42,928,997</b>