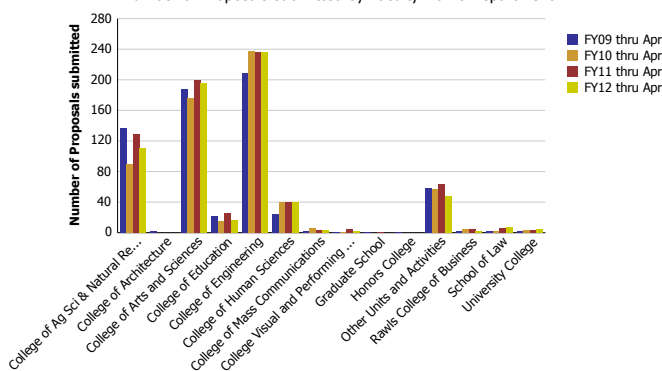
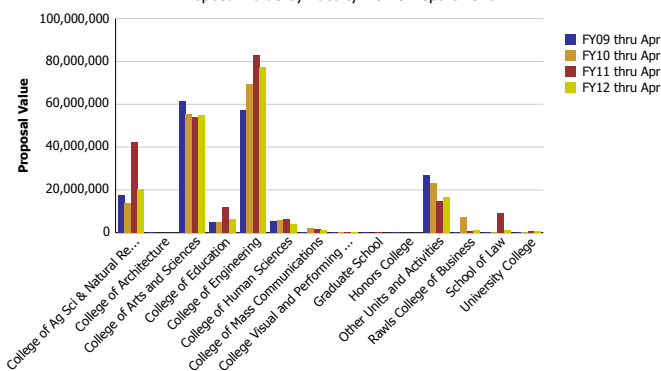


## Research Metrics through April FY12 (by Faculty Home Department)

Number of Proposals submitted by Faculty Home Department



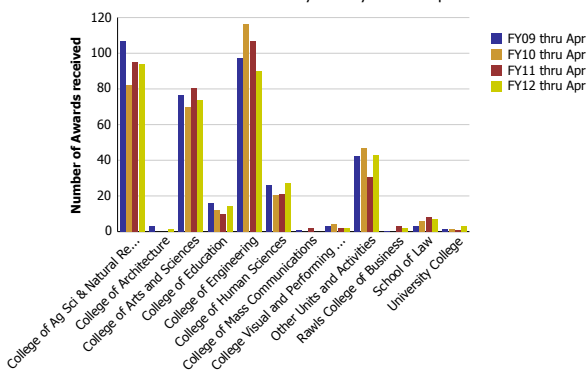
Proposal Value by Faculty Home Department



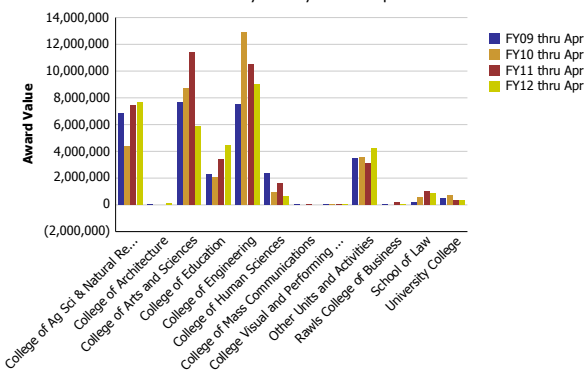
Number of Proposals submitted	FY09 thru Apr	FY10 thru Apr	FY11 thru Apr	FY12 thru Apr
College of Ag Sci & Natural Resources	137.24	89.66	128.53	111.09
College of Architecture	2.20			
College of Arts and Sciences	187.45	175.88	199.07	195.96
College of Education	21.34	14.60	25.14	16.98
College of Engineering	208.69	237.92	235.95	235.81
College of Human Sciences	24.85	39.85	39.40	39.58
College of Mass Communications	2.25	5.60	3.67	3.65
College Visual and Performing Arts	1.00	0.85	5.00	2.00
Graduate School	0.10		1.00	
Honors College	0.25			
Other Units and Activities	57.93	56.31	63.07	48.02
Rawls College of Business	2.20	4.35	4.68	2.35
School of Law	2.00	1.50	5.73	7.10
University College	1.50	3.48	2.76	4.46
<b>Total</b>	<b>649</b>	<b>630</b>	<b>714</b>	<b>667</b>

Proposal Value	FY09 thru Apr	FY10 thru Apr	FY11 thru Apr	FY12 thru Apr
College of Ag Sci & Natural Resources	17,691,079	13,839,087	42,299,978	20,159,312
College of Architecture	92,776			
College of Arts and Sciences	61,354,097	55,136,407	53,854,634	54,722,529
College of Education	4,783,985	4,815,074	11,773,397	6,147,372
College of Engineering	57,461,443	69,306,904	82,952,449	77,364,333
College of Human Sciences	5,367,112	6,068,199	6,116,295	4,084,310
College of Mass Communications	149,148	2,040,191	1,593,223	1,109,679
College Visual and Performing Arts	1,000	125,252	445,389	40,000
Graduate School	194,857		100,000	
Honors College	120,648			
Other Units and Activities	26,704,529	22,910,168	14,826,141	16,671,810
Rawls College of Business	327,998	7,130,611	789,192	1,333,526
School of Law	281,618	223,844	8,997,140	1,157,281
University College	150,999	283,278	710,425	613,812
<b>Total</b>	<b>174,681,290</b>	<b>181,879,015</b>	<b>224,458,262</b>	<b>183,403,964</b>

Number of Awards received by Faculty Home Department



Award Value by Faculty Home Department



Number of Awards received	FY09 thru Apr	FY10 thru Apr	FY11 thru Apr	FY12 thru Apr
College of Ag Sci & Natural Resources	106.71	82.37	95.16	93.99
College of Architecture	3.00			1.50
College of Arts and Sciences	76.67	69.55	80.58	73.66
College of Education	15.90	12.26	9.99	14.30
College of Engineering	97.42	116.14	106.79	90.20
College of Human Sciences	26.24	20.47	21.20	27.30
College of Mass Communications	1.00		1.75	
College Visual and Performing Arts	3.00	4.00	2.00	2.00
Other Units and Activities	42.48	46.78	30.42	43.05
Rawls College of Business	0.05		2.96	2.00
School of Law	3.00	6.00	8.25	7.00
University College	1.53	1.43	0.90	3.00
<b>Total</b>	<b>377</b>	<b>359</b>	<b>360</b>	<b>358</b>

Award Value	FY09 thru Apr	FY10 thru Apr	FY11 thru Apr	FY12 thru Apr
College of Ag Sci & Natural Resources	6,841,905	4,374,643	7,430,095	7,687,813
College of Architecture	10,582			92,318
College of Arts and Sciences	7,682,706	8,707,448	11,383,641	5,884,451
College of Education	2,251,383	2,021,783	3,380,971	4,469,551
College of Engineering	7,546,979	12,860,238	10,514,324	8,983,340
College of Human Sciences	2,377,606	960,835	1,593,317	663,134
College of Mass Communications	(6,375)		55,769	
College Visual and Performing Arts	41,000	60,000	30,500	40,000
Other Units and Activities	3,507,282	3,572,164	3,121,205	4,198,382
Rawls College of Business	50,000		169,799	67,052
School of Law	165,232	573,299	990,765	846,095
University College	447,834	678,678	300,184	308,005
<b>Total</b>	<b>30,916,133</b>	<b>33,809,088</b>	<b>38,970,570</b>	<b>33,240,141</b>