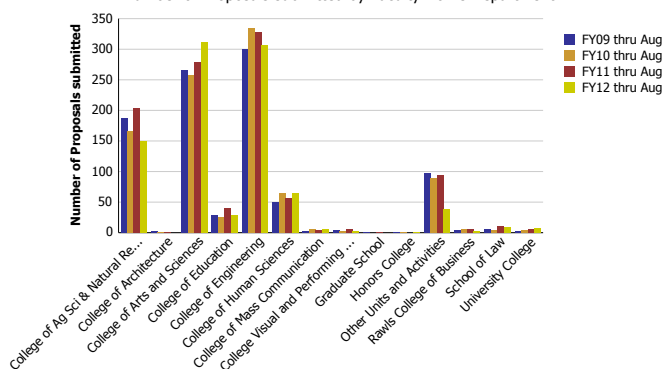


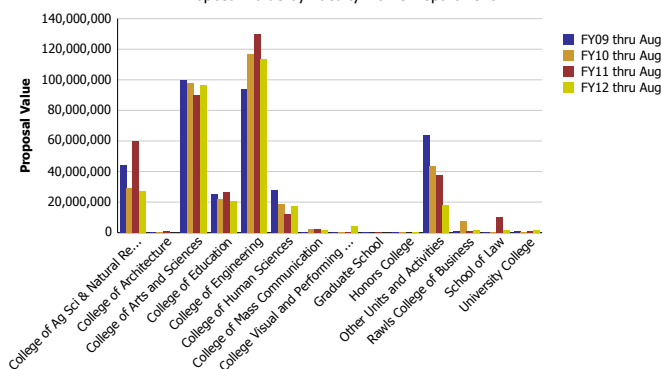
## Research Metrics through August FY12 (by Faculty Home Department)

Number of Proposals submitted by Faculty Home Department



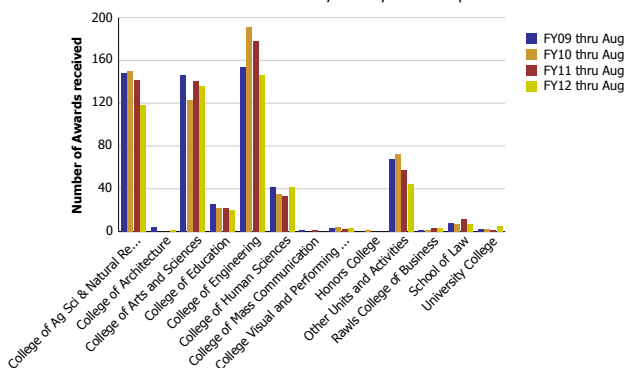
Number of Proposals submitted	FY09 thru Aug	FY10 thru Aug	FY11 thru Aug	FY12 thru Aug
College of Ag Sci & Natural Resources	187.69	165.88	204.05	150.14
College of Architecture	3.20	0.40	1.50	
College of Arts and Sciences	266.09	257.28	278.19	312.16
College of Education	28.04	25.36	40.06	28.36
College of Engineering	300.13	334.28	328.00	307.13
College of Human Sciences	49.10	64.18	55.70	64.04
College of Mass Communication	2.35	5.60	4.31	5.65
College Visual and Performing Arts	4.00	1.85	6.00	3.17
Graduate School	0.10		1.00	
Honors College	0.25	0.95		1.00
Other Units and Activities	97.80	88.69	94.42	38.08
Rawls College of Business	4.55	6.35	5.08	2.30
School of Law	5.00	3.50	10.98	9.10
University College	2.70	4.68	5.71	6.87
<b>Total</b>	<b>951</b>	<b>959</b>	<b>1,035</b>	<b>928</b>

Proposal Value by Faculty Home Department



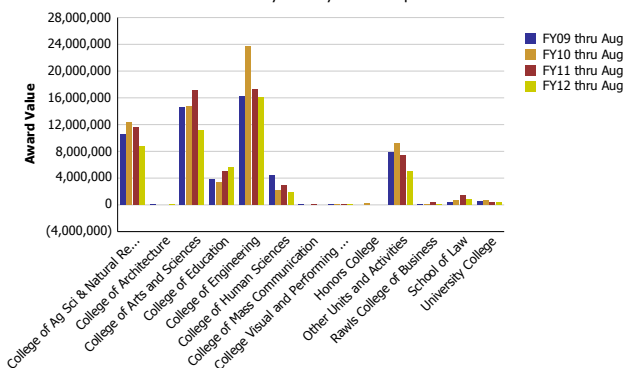
Proposal Value	FY09 thru Aug	FY10 thru Aug	FY11 thru Aug	FY12 thru Aug
College of Ag Sci & Natural Resources	43,856,050	29,009,816	59,713,030	27,090,509
College of Architecture	117,543	79,928	730,980	
College of Arts and Sciences	99,535,271	98,018,228	90,239,728	96,651,172
College of Education	24,932,707	21,628,905	26,197,475	20,587,209
College of Engineering	94,074,839	117,023,609	129,609,598	113,419,344
College of Human Sciences	27,962,646	18,914,862	11,975,755	17,619,537
College of Mass Communication	178,258	2,040,191	2,350,871	1,562,665
College Visual and Performing Arts	60,000	135,252	452,389	4,215,720
Graduate School	194,857		100,000	
Honors College	120,648	285,000		37,456
Other Units and Activities	64,065,009	43,426,792	37,804,030	17,759,309
Rawls College of Business	996,308	7,494,687	892,510	1,324,776
School of Law	473,941	417,123	9,834,280	1,357,201
University College	1,201,386	336,778	996,559	1,425,944
<b>Total</b>	<b>357,769,462</b>	<b>338,811,171</b>	<b>370,897,207</b>	<b>303,050,843</b>

Number of Awards received by Faculty Home Department



Number of Awards received	FY09 thru Aug	FY10 thru Aug	FY11 thru Aug	FY12 thru Aug
College of Ag Sci & Natural Resources	148.31	149.55	141.50	118.10
College of Architecture	4.00		1.50	
College of Arts and Sciences	146.65	122.60	140.51	136.42
College of Education	25.25	21.51	22.18	19.65
College of Engineering	154.01	191.30	177.80	146.23
College of Human Sciences	41.51	35.27	33.40	41.40
College of Mass Communication	1.00		1.75	
College Visual and Performing Arts	3.00	4.00	2.00	3.00
Honors College		0.95		
Other Units and Activities	68.13	72.09	57.30	44.10
Rawls College of Business	1.05	1.30	3.66	3.00
School of Law	7.56	7.00	11.25	7.10
University College	2.53	2.43	1.65	5.50
<b>Total</b>	<b>603</b>	<b>608</b>	<b>593</b>	<b>526</b>

Award Value by Faculty Home Department



Award Value	FY09 thru Aug	FY10 thru Aug	FY11 thru Aug	FY12 thru Aug
College of Ag Sci & Natural Resources	10,604,950	12,390,271	11,646,892	8,696,366
College of Architecture	35,349			92,318
College of Arts and Sciences	14,628,908	14,707,036	17,043,034	11,159,758
College of Education	3,782,183	3,300,059	4,973,165	5,565,174
College of Engineering	16,285,906	23,744,708	17,271,327	16,057,257
College of Human Sciences	4,447,220	2,130,417	2,915,628	1,861,744
College of Mass Communication	(6,375)		55,769	
College Visual and Performing Arts	41,000	60,000	30,500	40,500
Honors College		284,915		
Other Units and Activities	7,900,430	9,212,791	7,447,989	5,009,480
Rawls College of Business	142,503	83,524	360,272	91,828
School of Law	374,818	673,299	1,406,531	876,092
University College	498,834	692,178	335,809	384,789
<b>Total</b>	<b>58,735,726</b>	<b>67,279,197</b>	<b>63,486,917</b>	<b>49,835,306</b>