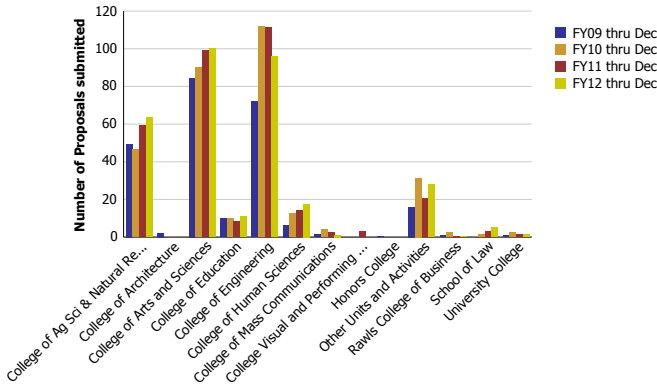
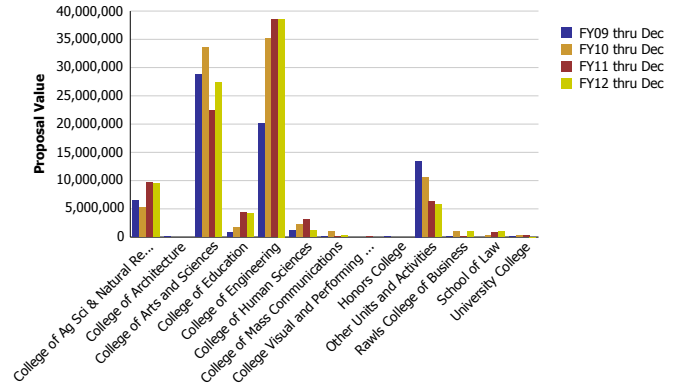


Research Metrics through December FY12 (by Faculty Home Department)

Number of Proposals submitted by Faculty Home Department



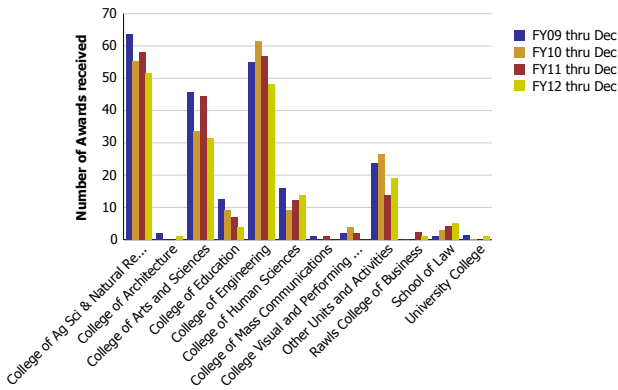
Proposal Value by Faculty Home Department



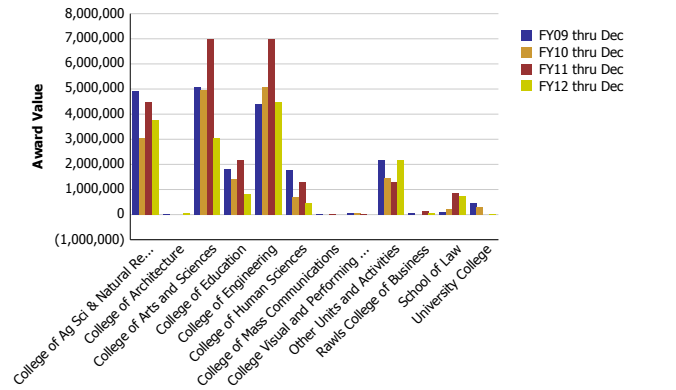
Number of Proposals submitted	FY09 thru Dec	FY10 thru Dec	FY11 thru Dec	FY12 thru Dec
College of Ag Sci & Natural Resources	49	46	59	63
College of Architecture	2			
College of Arts and Sciences	84	90	99	100
College of Education	10	10	8	11
College of Engineering	72	112	112	96
College of Human Sciences	6	12	14	18
College of Mass Communications	1	4	3	1
College Visual and Performing Arts			3	
Honors College	0			
Other Units and Activities	16	31	21	28
Rawls College of Business	1	2	1	0
School of Law		2	3	5
University College	1	2	2	2
Total	244	312	324	324

Proposal Value	FY09 thru Dec	FY10 thru Dec	FY11 thru Dec	FY12 thru Dec
College of Ag Sci & Natural Resources	6,473,852	5,191,334	9,714,586	9,525,999
College of Architecture	92,776			
College of Arts and Sciences	28,760,143	33,526,181	22,353,915	27,315,541
College of Education	833,692	1,742,530	4,374,050	4,122,035
College of Engineering	20,072,875	35,204,998	38,513,567	38,613,923
College of Human Sciences	1,238,231	2,191,943	3,168,217	1,140,582
College of Mass Communications	125,648	991,177	169,935	351,000
College Visual and Performing Arts			105,500	
Honors College	120,648			
Other Units and Activities	13,478,057	10,560,732	6,250,917	5,729,384
Rawls College of Business	43,789	1,034,609	104,778	1,050,000
School of Law		223,844	745,251	1,001,163
University College	51,000	222,300	230,309	13,875
Total	71,290,710	90,889,648	85,731,027	88,863,503

Number of Awards received by Faculty Home Department



Award Value by Faculty Home Department



Number of Awards received	FY09 thru Dec	FY10 thru Dec	FY11 thru Dec	FY12 thru Dec
College of Ag Sci & Natural Resources	64	55	58	52
College of Architecture	2			1
College of Arts and Sciences	46	34	44	31
College of Education	13	9	7	4
College of Engineering	55	61	57	48
College of Human Sciences	16	9	12	14
College of Mass Communications	1		1	
College Visual and Performing Arts	2	4	2	
Other Units and Activities	24	26	14	19
Rawls College of Business	0		2	1
School of Law	1	3	4	5
University College	2	0		1
Total	224	202	202	176

Award Value	FY09 thru Dec	FY10 thru Dec	FY11 thru Dec	FY12 thru Dec
College of Ag Sci & Natural Resources	4,921,346	3,038,417	4,492,467	3,748,023
College of Architecture	8,528			69,068
College of Arts and Sciences	5,089,107	4,968,493	6,996,237	3,038,837
College of Education	1,805,425	1,421,812	2,179,530	824,569
College of Engineering	4,418,190	5,075,126	6,987,020	4,489,732
College of Human Sciences	1,784,208	704,257	1,304,517	470,457
College of Mass Communications	(6,375)		20,144	
College Visual and Performing Arts	40,000	60,000	30,500	
Other Units and Activities	2,171,473	1,451,936	1,285,849	2,163,706
Rawls College of Business	50,000		142,901	42,276
School of Law	100,000	233,102	873,398	720,996
University College	447,834	300,000		1,800
Total	20,829,736	17,253,143	24,312,563	15,569,464