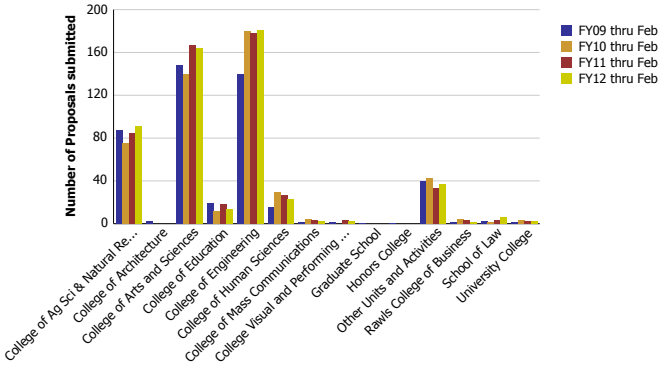
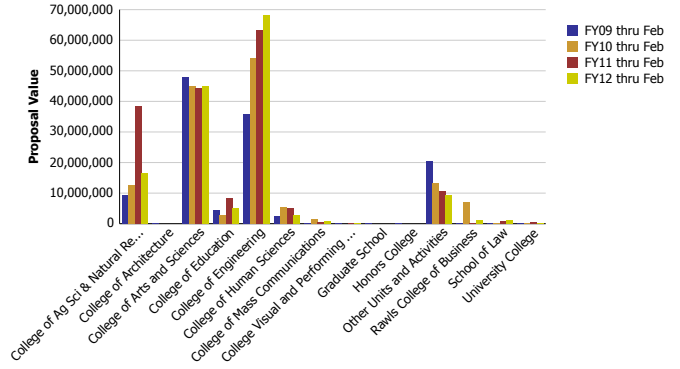


Research Metrics through February FY12 (by Faculty Home Department)

Number of Proposals submitted by Faculty Home Department



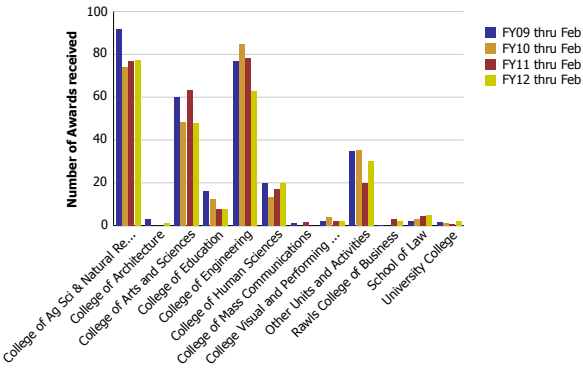
Proposal Value by Faculty Home Department



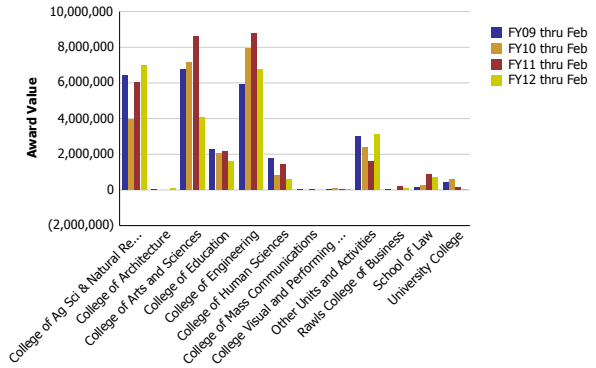
Number of Proposals submitted	FY09 thru Feb	FY10 thru Feb	FY11 thru Feb	FY12 thru Feb
College of Ag Sci & Natural Resources	87.07	75.23	84.98	91.52
College of Architecture	2.20			
College of Arts and Sciences	148.31	139.58	167.11	164.27
College of Education	19.24	11.55	18.14	13.55
College of Engineering	139.66	180.17	177.83	181.27
College of Human Sciences	15.45	29.70	26.32	23.33
College of Mass Communications	1.25	4.20	3.60	2.65
College Visual and Performing Arts	1.00		3.00	2.00
Graduate School	0.10			
Honors College	0.25			
Other Units and Activities	39.27	42.37	33.58	36.51
Rawls College of Business	1.20	4.30	3.03	1.35
School of Law	2.00	1.50	3.25	6.00
University College	1.00	3.40	2.16	2.55
Total	458	492	523	525

Proposal Value	FY09 thru Feb	FY10 thru Feb	FY11 thru Feb	FY12 thru Feb
College of Ag Sci & Natural Resources	9,304,641	12,545,041	38,410,552	16,405,203
College of Architecture	92,776			
College of Arts and Sciences	48,021,829	44,892,760	44,448,819	45,048,064
College of Education	4,555,781	2,805,228	8,324,378	4,963,022
College of Engineering	35,840,303	54,142,045	63,195,542	68,286,711
College of Human Sciences	2,471,833	5,269,644	5,135,460	2,732,932
College of Mass Communications	125,648	1,618,494	638,641	976,931
College Visual and Performing Arts	1,000		105,500	40,000
Graduate School	194,857			
Honors College	120,648			
Other Units and Activities	20,593,203	13,176,843	10,591,713	9,412,130
Rawls College of Business	140,732	7,095,611	285,169	1,083,526
School of Law	281,618	223,844	745,251	1,052,284
University College	51,000	271,278	546,590	24,205
Total	121,795,867	142,040,787	172,427,616	150,025,008

Number of Awards received by Faculty Home Department



Award Value by Faculty Home Department



Number of Awards received	FY09 thru Feb	FY10 thru Feb	FY11 thru Feb	FY12 thru Feb
College of Ag Sci & Natural Resources	91.61	74.12	76.89	77.34
College of Architecture	3.00			1.00
College of Arts and Sciences	60.20	48.30	63.31	47.91
College of Education	15.90	12.26	7.59	7.90
College of Engineering	77.06	84.64	78.46	62.95
College of Human Sciences	20.00	13.47	17.27	19.80
College of Mass Communications	1.00		1.75	
College Visual and Performing Arts	2.00	4.00	2.00	2.00
Other Units and Activities	34.65	35.18	20.02	30.10
Rawls College of Business	0.05		2.96	2.00
School of Law	2.00	3.00	4.25	5.00
University College	1.53	1.03	0.50	2.00
Total	309	276	275	258

Award Value	FY09 thru Feb	FY10 thru Feb	FY11 thru Feb	FY12 thru Feb
College of Ag Sci & Natural Resources	6,423,289	3,962,267	6,016,994	6,982,362
College of Architecture	10,582			69,068
College of Arts and Sciences	6,778,608	7,152,580	8,614,793	4,037,677
College of Education	2,251,383	2,021,783	2,181,780	1,606,330
College of Engineering	5,887,220	7,908,467	8,794,625	6,769,709
College of Human Sciences	1,787,349	833,471	1,440,026	592,473
College of Mass Communications	(6,375)		55,769	
College Visual and Performing Arts	40,000	60,000	30,500	40,000
Other Units and Activities	2,976,379	2,407,887	1,606,531	3,106,124
Rawls College of Business	50,000		169,799	67,052
School of Law	117,206	233,102	873,398	720,996
University College	447,834	606,257	135,000	3,380
Total	26,763,475	25,185,814	29,919,215	23,995,171