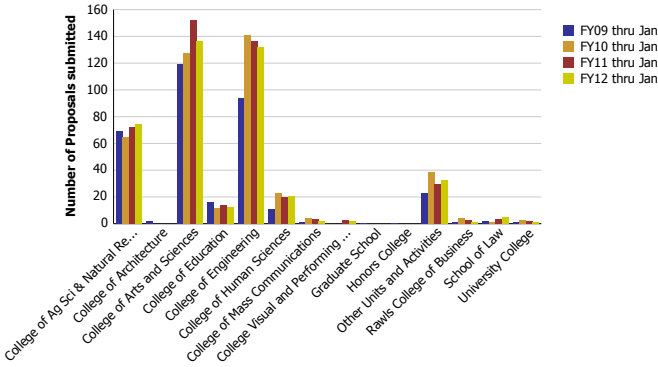
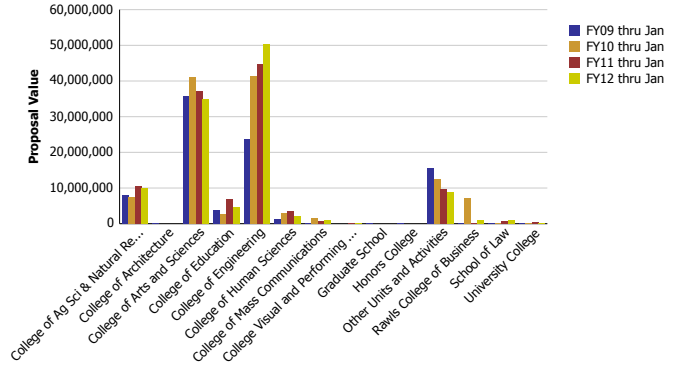


## Research Metrics through January FY12 (by Faculty Home Department)

Number of Proposals submitted by Faculty Home Department



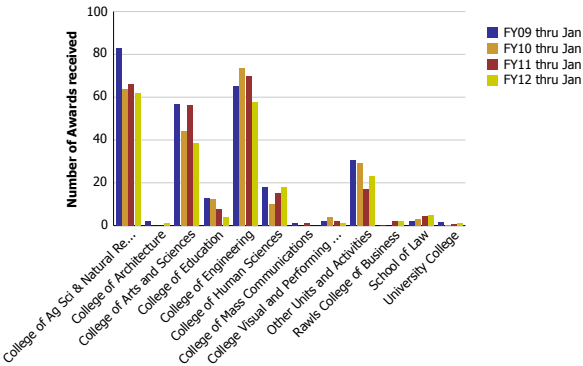
Proposal Value by Faculty Home Department



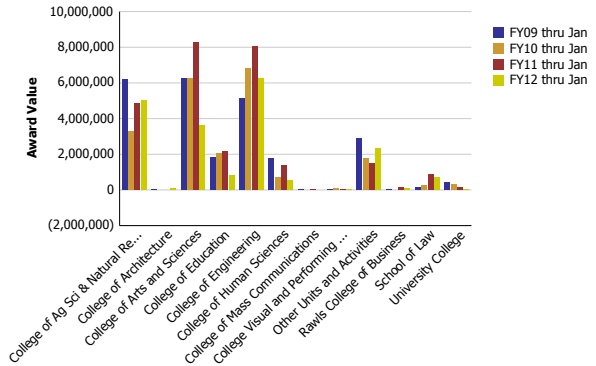
Number of Proposals submitted	FY09 thru Jan	FY10 thru Jan	FY11 thru Jan	FY12 thru Jan
College of Ag Sci & Natural Resources	69.07	64.87	72.48	74.52
College of Architecture	2.20			
College of Arts and Sciences	119.11	127.25	152.13	136.09
College of Education	16.19	11.55	14.18	12.40
College of Engineering	93.50	140.95	136.27	131.78
College of Human Sciences	10.95	23.16	19.97	20.60
College of Mass Communications	1.25	4.20	3.60	1.65
College Visual and Performing Arts			3.00	2.00
Graduate School	0.10			
Honors College	0.25			
Other Units and Activities	22.58	38.82	29.33	32.16
Rawls College of Business	0.80	4.30	2.63	1.30
School of Law	2.00	1.50	3.25	5.00
University College	1.00	2.40	2.16	1.50
<b>Total</b>	<b>339</b>	<b>419</b>	<b>439</b>	<b>419</b>

Proposal Value	FY09 thru Jan	FY10 thru Jan	FY11 thru Jan	FY12 thru Jan
College of Ag Sci & Natural Resources	8,015,932	7,486,485	10,651,894	9,915,768
College of Architecture	92,776			
College of Arts and Sciences	35,878,543	41,211,694	37,023,256	34,977,775
College of Education	3,864,811	2,805,228	7,003,827	4,547,035
College of Engineering	23,771,603	41,403,810	44,818,394	50,290,801
College of Human Sciences	1,406,215	2,933,354	3,424,697	2,131,224
College of Mass Communications	125,648	1,618,494	638,641	964,431
College Visual and Performing Arts			105,500	40,000
Graduate School	194,857			
Honors College	120,648			
Other Units and Activities	15,571,199	12,376,485	9,732,215	8,929,942
Rawls College of Business	43,789	7,095,611	137,277	1,074,776
School of Law	281,618	223,844	745,251	1,001,163
University College	51,000	222,300	546,590	13,875
<b>Total</b>	<b>89,418,637</b>	<b>117,377,304</b>	<b>114,827,542</b>	<b>113,886,790</b>

Number of Awards received by Faculty Home Department



Award Value by Faculty Home Department



Number of Awards received	FY09 thru Jan	FY10 thru Jan	FY11 thru Jan	FY12 thru Jan
College of Ag Sci & Natural Resources	83.11	63.92	66.14	61.84
College of Architecture	2.00			1.00
College of Arts and Sciences	56.70	44.18	56.31	38.66
College of Education	12.65	12.26	7.59	3.90
College of Engineering	65.31	73.67	69.78	57.70
College of Human Sciences	18.00	10.27	15.27	17.80
College of Mass Communications	1.00		1.00	
College Visual and Performing Arts	2.00	4.00	2.00	1.00
Other Units and Activities	30.65	29.40	16.86	23.10
Rawls College of Business	0.05		2.30	2.00
School of Law	2.00	3.00	4.25	5.00
University College	1.53	0.30	0.50	1.00
<b>Total</b>	<b>275</b>	<b>241</b>	<b>242</b>	<b>213</b>

Award Value	FY09 thru Jan	FY10 thru Jan	FY11 thru Jan	FY12 thru Jan
College of Ag Sci & Natural Resources	6,188,989	3,276,611	4,822,399	5,027,571
College of Architecture	8,528			69,068
College of Arts and Sciences	6,242,248	6,232,472	8,293,617	3,609,896
College of Education	1,805,425	2,021,783	2,181,780	824,569
College of Engineering	5,141,910	6,833,851	8,058,741	6,228,222
College of Human Sciences	1,779,699	713,207	1,382,531	528,885
College of Mass Communications	(6,375)		20,144	
College Visual and Performing Arts	40,000	60,000	30,500	30,000
Other Units and Activities	2,863,624	1,761,918	1,486,445	2,345,187
Rawls College of Business	50,000		142,901	67,052
School of Law	117,206	233,102	873,398	720,996
University College	447,834	300,000	135,000	1,800
<b>Total</b>	<b>24,679,088</b>	<b>21,432,943</b>	<b>27,427,456</b>	<b>19,453,247</b>