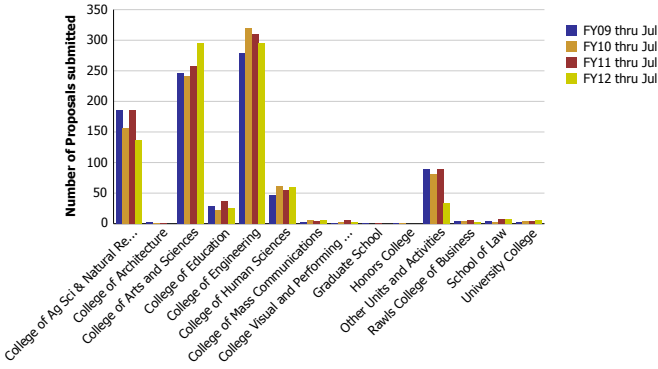
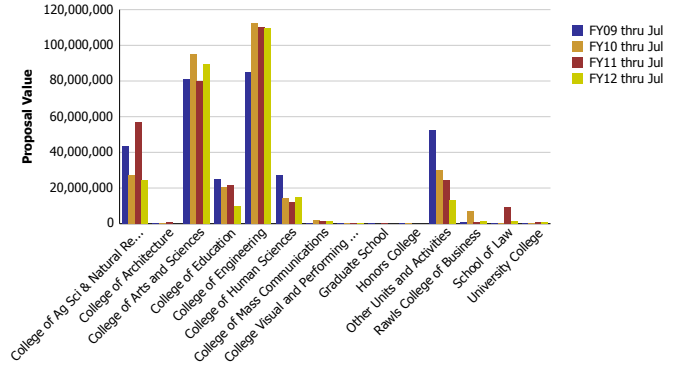


Research Metrics through July FY12 (by Faculty Home Department)

Number of Proposals submitted by Faculty Home Department



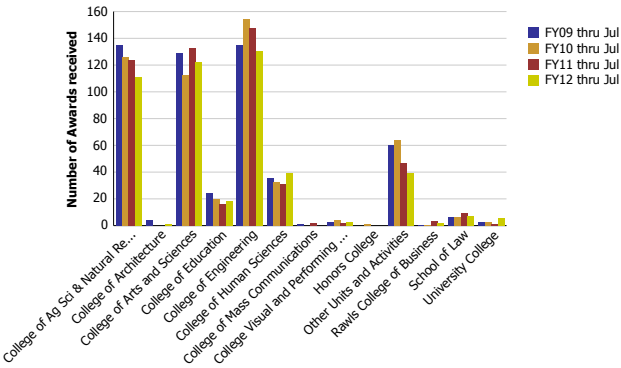
Proposal Value by Faculty Home Department



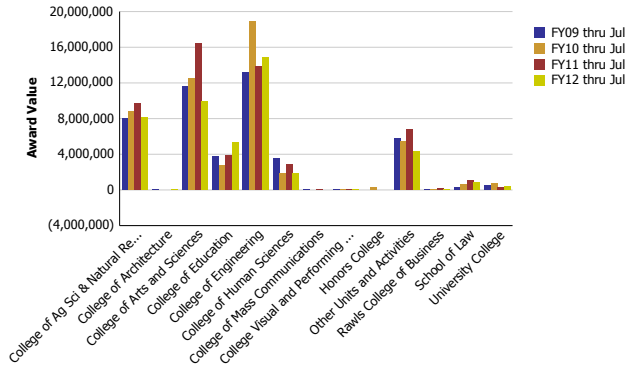
Number of Proposals submitted	FY09 thru Jul	FY10 thru Jul	FY11 thru Jul	FY12 thru Jul
College of Ag Sci & Natural Resources	185.34	156.41	184.93	136.69
College of Architecture	3.20	0.40	1.50	
College of Arts and Sciences	246.46	240.57	257.02	294.83
College of Education	28.04	22.36	36.81	25.69
College of Engineering	278.66	319.56	309.50	294.41
College of Human Sciences	46.10	61.18	54.45	58.92
College of Mass Communications	2.35	5.60	3.67	5.65
College Visual and Performing Arts	1.00	1.85	6.00	3.00
Graduate School	0.10		1.00	
Honors College	0.25	0.95		
Other Units and Activities	89.80	80.59	89.35	34.21
Rawls College of Business	3.50	4.35	5.08	2.30
School of Law	4.00	2.50	7.98	8.10
University College	2.20	4.68	4.71	6.20
Total	891	901	962	870

Proposal Value	FY09 thru Jul	FY10 thru Jul	FY11 thru Jul	FY12 thru Jul
College of Ag Sci & Natural Resources	43,556,150	27,042,287	56,945,437	24,184,888
College of Architecture	117,543	79,928	730,980	
College of Arts and Sciences	81,021,196	94,971,355	79,760,068	89,434,620
College of Education	24,932,707	20,591,905	21,685,345	9,897,027
College of Engineering	85,110,606	112,680,465	110,202,931	109,797,385
College of Human Sciences	27,320,518	14,370,575	11,887,624	14,623,451
College of Mass Communications	178,258	2,040,191	1,593,223	1,562,665
College Visual and Performing Arts	1,000	135,252	452,389	40,500
Graduate School	194,857		100,000	
Honors College	120,648	285,000		
Other Units and Activities	52,509,096	29,864,575	24,146,015	13,248,014
Rawls College of Business	655,154	7,130,611	892,510	1,324,776
School of Law	416,614	288,128	9,447,348	1,257,281
University College	501,386	336,778	854,201	1,000,963
Total	316,635,733	309,817,050	318,698,073	266,371,570

Number of Awards received by Faculty Home Department



Award Value by Faculty Home Department



Number of Awards received	FY09 thru Jul	FY10 thru Jul	FY11 thru Jul	FY12 thru Jul
College of Ag Sci & Natural Resources	135.21	126.05	124.00	111.10
College of Architecture	4.00			1.50
College of Arts and Sciences	129.26	112.51	133.01	122.17
College of Education	24.05	19.51	16.18	18.40
College of Engineering	134.60	154.39	147.78	130.48
College of Human Sciences	35.24	32.27	31.40	39.40
College of Mass Communications	1.00		1.75	
College Visual and Performing Arts	3.00	4.00	2.00	3.00
Honors College		0.95		
Other Units and Activities	60.50	63.59	46.47	39.45
Rawls College of Business	0.05	0.30	3.26	2.00
School of Law	6.56	6.00	9.25	7.00
University College	2.53	2.43	0.90	5.50
Total	536	522	516	480

Award Value	FY09 thru Jul	FY10 thru Jul	FY11 thru Jul	FY12 thru Jul
College of Ag Sci & Natural Resources	7,985,196	8,855,216	9,651,409	8,120,767
College of Architecture	35,349			92,318
College of Arts and Sciences	11,563,778	12,462,352	16,424,653	9,884,480
College of Education	3,701,128	2,763,059	3,855,760	5,296,913
College of Engineering	13,153,635	18,916,719	13,817,634	14,901,083
College of Human Sciences	3,503,597	1,847,809	2,883,417	1,858,576
College of Mass Communications	(6,375)		55,769	
College Visual and Performing Arts	41,000	60,000	30,500	40,500
Honors College		284,915		
Other Units and Activities	5,736,709	5,436,287	6,738,993	4,262,436
Rawls College of Business	50,000	33,304	220,113	67,052
School of Law	295,016	573,299	1,024,151	846,095
University College	498,834	692,178	300,184	384,789
Total	46,557,867	51,925,137	55,002,583	45,755,009