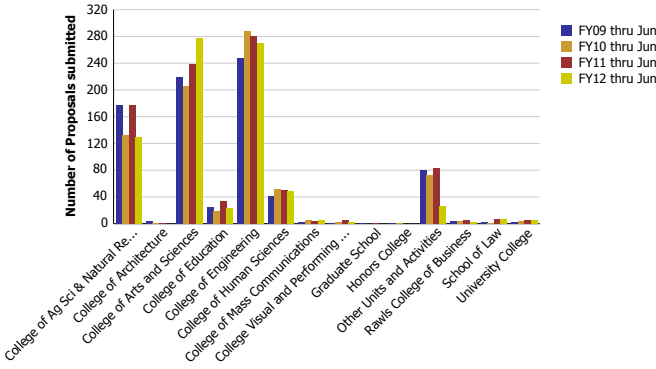
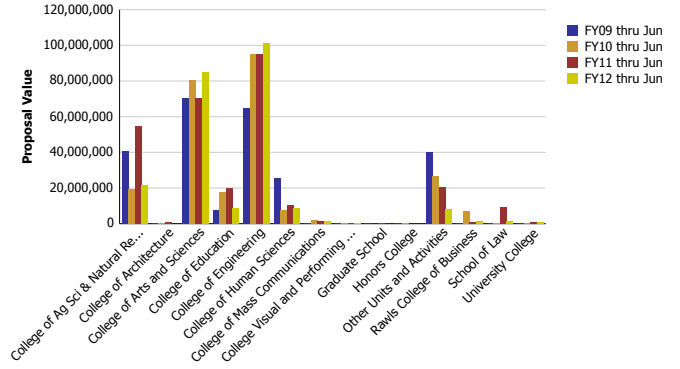


Research Metrics through June FY12 (by Faculty Home Department)

Number of Proposals submitted by Faculty Home Department



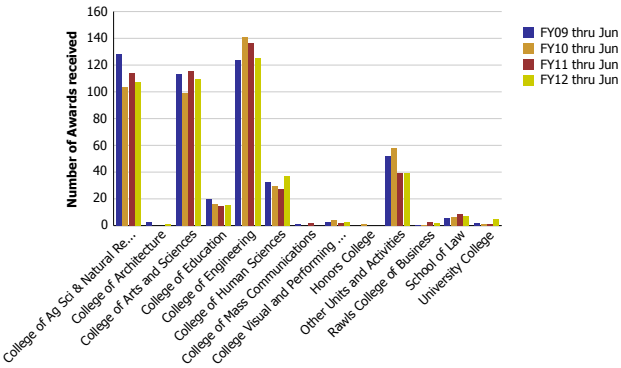
Proposal Value by Faculty Home Department



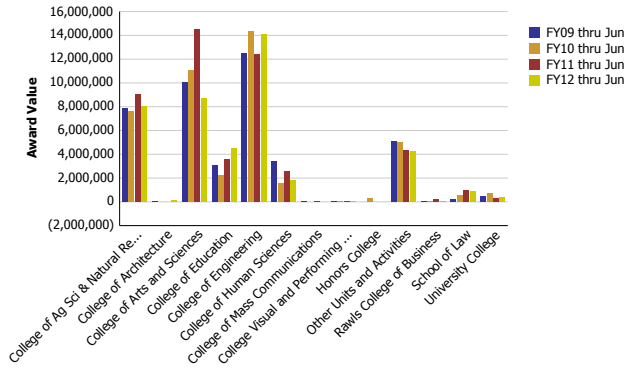
Number of Proposals submitted	FY09 thru Jun	FY10 thru Jun	FY11 thru Jun	FY12 thru Jun
College of Ag Sci & Natural Resources	177.32	132.20	177.38	129.69
College of Architecture	3.20	0.40	0.50	
College of Arts and Sciences	218.41	206.03	238.59	277.57
College of Education	25.04	18.16	33.79	23.09
College of Engineering	247.64	288.36	280.30	270.03
College of Human Sciences	41.10	51.33	49.45	47.92
College of Mass Communications	2.25	5.60	3.67	5.65
College Visual and Performing Arts	1.00	1.85	6.00	3.00
Graduate School	0.10		1.00	
Honors College	0.25	0.95		
Other Units and Activities	79.29	72.59	82.55	26.81
Rawls College of Business	3.20	4.35	5.08	2.30
School of Law	3.00	1.50	6.98	7.10
University College	2.20	3.68	4.71	5.84
Total	804	787	890	799

Proposal Value	FY09 thru Jun	FY10 thru Jun	FY11 thru Jun	FY12 thru Jun
College of Ag Sci & Natural Resources	40,854,885	19,573,432	54,462,742	21,724,202
College of Architecture	117,543	79,928	712,890	
College of Arts and Sciences	70,243,577	80,381,341	70,155,107	84,876,341
College of Education	7,448,476	17,869,939	20,011,229	8,760,715
College of Engineering	64,803,027	95,111,360	94,865,637	101,082,336
College of Human Sciences	25,487,233	7,525,127	10,580,569	8,718,065
College of Mass Communications	149,148	2,040,191	1,593,223	1,562,665
College Visual and Performing Arts	1,000	135,252	452,389	40,500
Graduate School	194,857		100,000	
Honors College	120,648	285,000		
Other Units and Activities	39,938,500	26,474,165	20,691,156	8,032,744
Rawls College of Business	481,442	7,130,611	892,510	1,324,776
School of Law	336,812	223,844	9,347,348	1,157,281
University College	501,386	323,278	854,201	697,088
Total	250,678,534	257,153,467	284,719,003	237,976,712

Number of Awards received by Faculty Home Department



Award Value by Faculty Home Department



Number of Awards received	FY09 thru Jun	FY10 thru Jun	FY11 thru Jun	FY12 thru Jun
College of Ag Sci & Natural Resources	128.21	103.61	114.23	107.10
College of Architecture	3.00		1.50	
College of Arts and Sciences	113.57	99.21	115.51	109.81
College of Education	19.80	16.26	14.39	15.40
College of Engineering	123.84	141.04	136.54	124.94
College of Human Sciences	32.24	29.27	27.40	37.30
College of Mass Communications	1.00		1.75	
College Visual and Performing Arts	3.00	4.00	2.00	3.00
Honors College		0.95		
Other Units and Activities	52.20	57.93	39.07	39.45
Rawls College of Business	0.05	0.30	2.96	2.00
School of Law	5.56	6.00	8.25	7.00
University College	1.53	1.43	0.90	4.50
Total	484	460	463	452

Award Value	FY09 thru Jun	FY10 thru Jun	FY11 thru Jun	FY12 thru Jun
College of Ag Sci & Natural Resources	7,835,758	7,582,498	9,016,722	8,037,259
College of Architecture	10,582		92,318	
College of Arts and Sciences	10,082,936	11,068,380	14,515,117	8,710,781
College of Education	3,082,119	2,195,372	3,578,070	4,488,080
College of Engineering	12,507,511	14,328,707	12,404,296	14,121,592
College of Human Sciences	3,445,606	1,536,200	2,547,281	1,812,904
College of Mass Communications	(6,375)		55,769	
College Visual and Performing Arts	41,000	60,000	30,500	40,500
Honors College		284,915		
Other Units and Activities	5,046,889	5,001,253	4,331,189	4,262,436
Rawls College of Business	50,000	33,304	169,799	67,052
School of Law	239,822	573,299	990,765	846,095
University College	447,834	678,678	300,184	378,080
Total	42,783,683	43,342,606	47,939,691	42,857,096