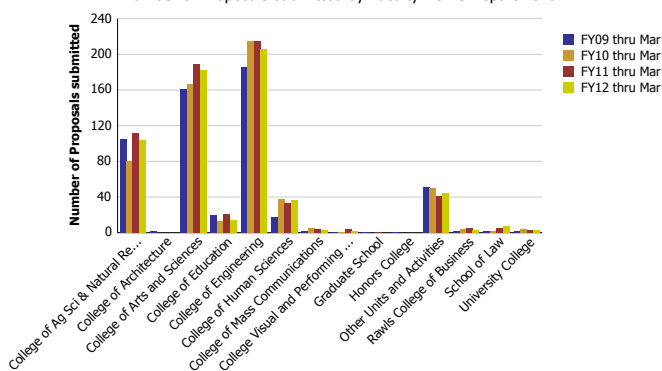
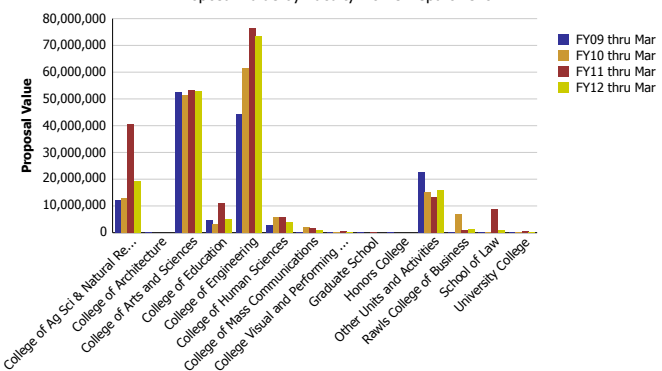


Research Metrics through March FY12 (by Faculty Home Department)

Number of Proposals submitted by Faculty Home Department



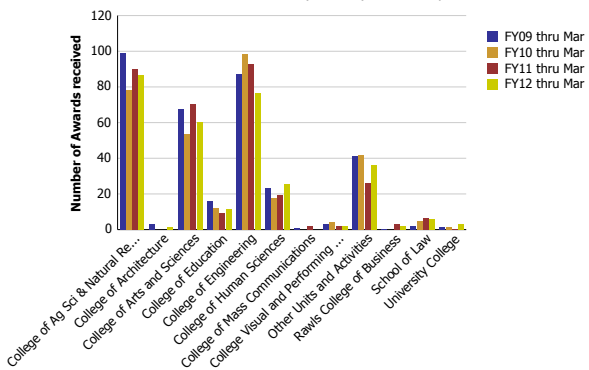
Proposal Value by Faculty Home Department



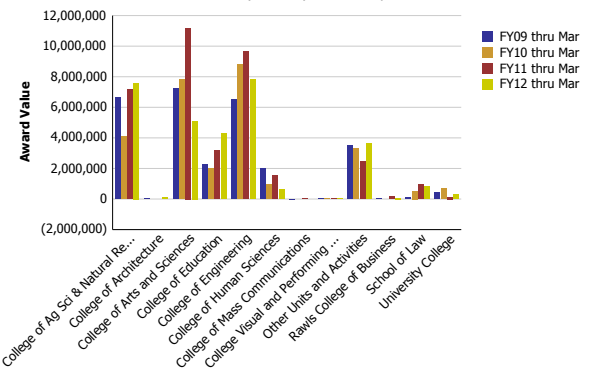
Number of Proposals submitted	FY09 thru Mar	FY10 thru Mar	FY11 thru Mar	FY12 thru Mar
College of Ag Sci & Natural Resources	104.89	80.23	111.43	103.27
College of Architecture	2.20			
College of Arts and Sciences	161.01	166.68	189.09	182.73
College of Education	19.34	12.60	20.81	14.55
College of Engineering	185.32	214.37	214.51	205.55
College of Human Sciences	17.25	37.65	33.12	36.58
College of Mass Communications	1.25	5.60	3.67	2.65
College Visual and Performing Arts	1.00	0.85	4.00	2.00
Graduate School	0.10		1.00	
Honors College	0.25			
Other Units and Activities	50.69	49.82	41.10	43.77
Rawls College of Business	1.20	4.30	4.68	2.35
School of Law	2.00	1.50	4.83	7.00
University College	1.50	3.40	2.76	2.55
Total	548	577	631	603

Proposal Value	FY09 thru Mar	FY10 thru Mar	FY11 thru Mar	FY12 thru Mar
College of Ag Sci & Natural Resources	11,971,924	13,039,729	40,708,813	19,070,380
College of Architecture	92,776			
College of Arts and Sciences	52,500,747	51,348,697	53,112,999	52,889,150
College of Education	4,570,275	3,217,708	11,138,373	5,229,039
College of Engineering	44,339,060	61,472,641	76,605,177	73,282,568
College of Human Sciences	2,844,330	5,907,752	5,612,057	3,940,916
College of Mass Communications	125,648	2,040,191	1,593,223	979,131
College Visual and Performing Arts	1,000	125,252	423,020	40,000
Graduate School	194,857		100,000	
Honors College	120,648			
Other Units and Activities	22,515,490	15,238,518	13,346,381	15,814,483
Rawls College of Business	140,732	7,095,611	789,192	1,333,526
School of Law	281,618	223,844	8,704,641	1,127,284
University College	150,999	271,278	710,425	24,205
Total	139,850,104	159,981,220	212,844,301	173,730,682

Number of Awards received by Faculty Home Department



Award Value by Faculty Home Department



Number of Awards received	FY09 thru Mar	FY10 thru Mar	FY11 thru Mar	FY12 thru Mar
College of Ag Sci & Natural Resources	99.05	78.12	89.96	86.54
College of Architecture	3.00			1.50
College of Arts and Sciences	67.32	53.30	70.58	60.21
College of Education	15.90	12.26	8.99	11.60
College of Engineering	87.23	98.64	92.79	76.30
College of Human Sciences	23.44	17.47	19.20	25.80
College of Mass Communications	1.00		1.75	
College Visual and Performing Arts	3.00	4.00	2.00	2.00
Other Units and Activities	41.48	41.78	26.02	36.05
Rawls College of Business	0.05		2.96	2.00
School of Law	2.00	5.00	6.25	6.00
University College	1.53	1.43	0.50	3.00
Total	345	312	321	311

Award Value	FY09 thru Mar	FY10 thru Mar	FY11 thru Mar	FY12 thru Mar
College of Ag Sci & Natural Resources	6,663,188	4,107,847	7,183,959	7,590,386
College of Architecture	10,582			92,318
College of Arts and Sciences	7,203,518	7,822,692	11,189,227	5,104,549
College of Education	2,251,383	2,021,783	3,180,598	4,267,051
College of Engineering	6,493,553	8,793,309	9,636,862	7,827,279
College of Human Sciences	2,002,496	941,177	1,567,631	644,129
College of Mass Communications	(6,375)		55,769	
College Visual and Performing Arts	41,000	60,000	30,500	40,000
Other Units and Activities	3,490,547	3,324,255	2,445,359	3,613,712
Rawls College of Business	50,000		169,799	67,052
School of Law	117,206	524,182	934,298	795,996
University College	447,834	678,678	135,000	308,005
Total	28,764,931	28,273,923	36,529,002	30,350,477