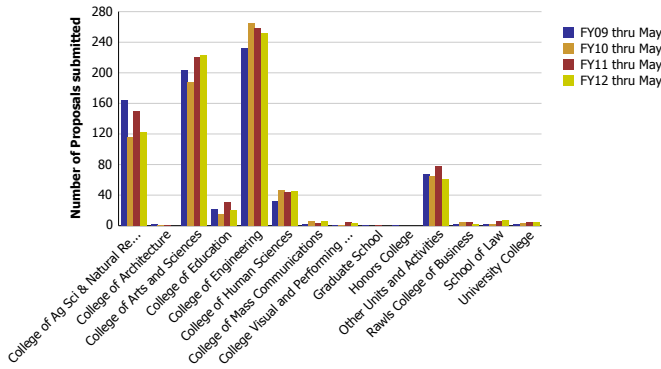
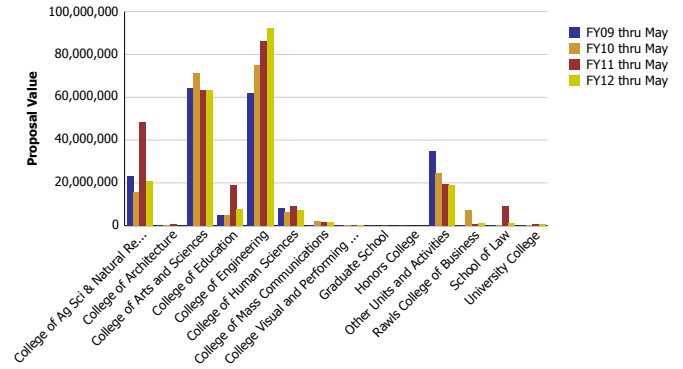


Research Metrics through May FY12 (by Faculty Home Department)

Number of Proposals submitted by Faculty Home Department



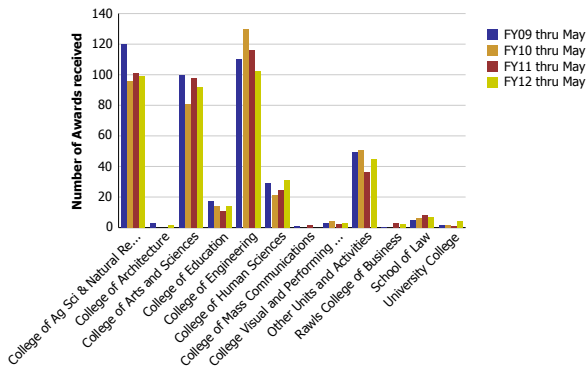
Proposal Value by Faculty Home Department



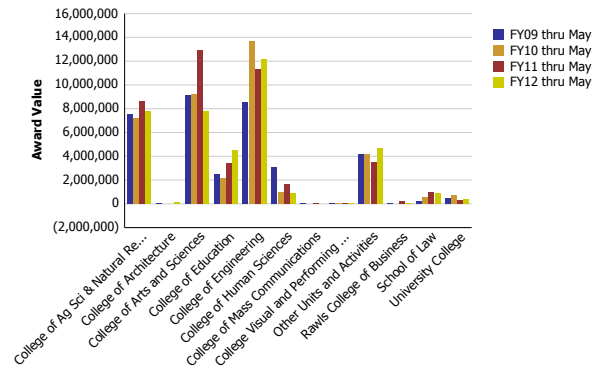
Number of Proposals submitted	FY09 thru May	FY10 thru May	FY11 thru May	FY12 thru May
College of Ag Sci & Natural Resources	164.56	115.84	149.58	122.19
College of Architecture	2.20	0.40	0.50	
College of Arts and Sciences	203.62	188.23	220.17	222.43
College of Education	21.54	15.66	31.04	20.48
College of Engineering	231.64	264.85	258.90	251.97
College of Human Sciences	32.12	46.18	43.20	44.58
College of Mass Communications	2.25	5.60	3.67	5.65
College Visual and Performing Arts	1.00	0.85	5.00	3.00
Graduate School	0.10		1.00	
Honors College	0.25			
Other Units and Activities	67.72	64.86	78.17	60.36
Rawls College of Business	2.20	4.35	4.83	2.35
School of Law	2.00	1.50	5.98	7.10
University College	1.80	3.68	3.96	4.89
Total	733	712	806	745

Proposal Value	FY09 thru May	FY10 thru May	FY11 thru May	FY12 thru May
College of Ag Sci & Natural Resources	23,109,279	15,659,057	48,224,255	20,675,962
College of Architecture	92,776	79,928	712,890	
College of Arts and Sciences	64,444,771	71,485,552	63,114,972	63,277,109
College of Education	4,835,975	4,828,274	18,819,918	7,616,329
College of Engineering	62,101,685	74,805,705	86,162,279	92,430,507
College of Human Sciences	8,213,846	6,348,157	8,933,303	7,265,645
College of Mass Communications	149,148	2,040,191	1,593,223	1,562,665
College Visual and Performing Arts	1,000	125,252	445,389	40,500
Graduate School	194,857		100,000	
Honors College	120,648			
Other Units and Activities	35,028,080	24,449,241	19,349,436	18,848,213
Rawls College of Business	327,998	7,130,611	857,570	1,333,526
School of Law	281,618	223,844	9,292,162	1,157,281
University College	262,458	323,278	816,701	693,838
Total	199,164,138	207,499,089	258,422,098	214,901,575

Number of Awards received by Faculty Home Department



Award Value by Faculty Home Department



Number of Awards received	FY09 thru May	FY10 thru May	FY11 thru May	FY12 thru May
College of Ag Sci & Natural Resources	119.71	95.61	100.76	98.85
College of Architecture	3.00		1.50	
College of Arts and Sciences	99.83	80.81	97.98	91.66
College of Education	17.23	14.26	10.99	14.30
College of Engineering	109.93	129.64	115.79	102.34
College of Human Sciences	29.24	21.47	24.40	31.30
College of Mass Communications	1.00	1.75		
College Visual and Performing Arts	3.00	4.00	2.00	3.00
Other Units and Activities	49.48	50.78	36.22	45.05
Rawls College of Business	0.05		2.96	2.00
School of Law	5.00	6.00	8.25	7.00
University College	1.53	1.43	0.90	4.00
Total	439	404	402	401

Award Value	FY09 thru May	FY10 thru May	FY11 thru May	FY12 thru May
College of Ag Sci & Natural Resources	7,506,386	7,190,524	8,643,271	7,750,404
College of Architecture	10,582		92,318	
College of Arts and Sciences	9,108,886	9,222,903	12,872,682	7,794,583
College of Education	2,453,281	2,160,674	3,440,971	4,469,551
College of Engineering	8,540,776	13,686,840	11,337,916	12,181,606
College of Human Sciences	3,086,702	961,685	1,606,920	856,705
College of Mass Communications	(6,375)		55,769	
College Visual and Performing Arts	41,000	60,000	30,500	40,500
Other Units and Activities	4,126,392	4,146,568	3,514,991	4,647,401
Rawls College of Business	50,000		169,799	67,052
School of Law	213,365	573,299	990,765	846,095
University College	447,834	678,678	300,184	366,005
Total	35,578,828	38,681,171	42,963,770	39,112,220