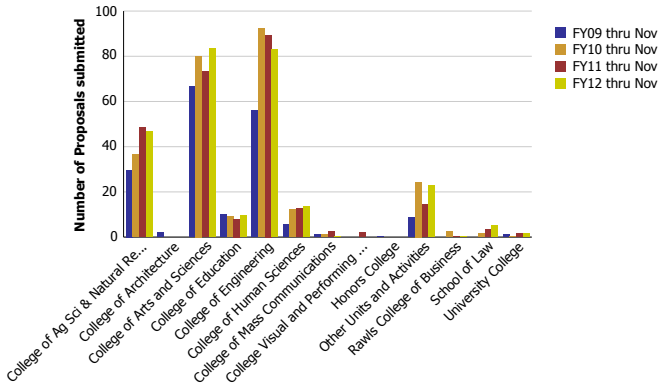
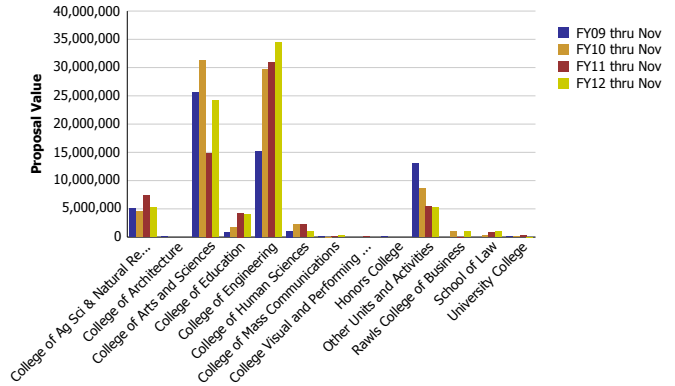


Research Metrics through November FY12 (by Faculty Home Department)

Number of Proposals submitted by Faculty Home Department



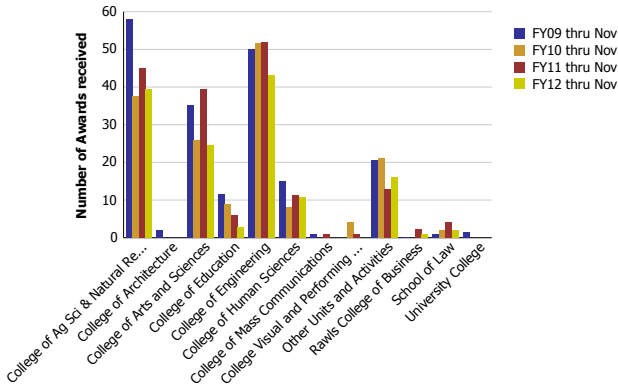
Proposal Value by Faculty Home Department



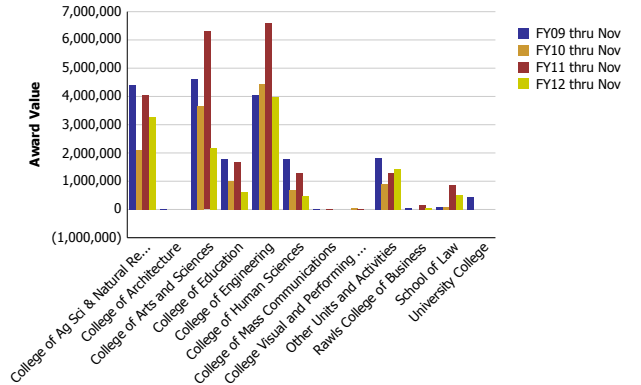
Number of Proposals submitted	FY09 thru Nov	FY10 thru Nov	FY11 thru Nov	FY12 thru Nov
College of Ag Sci & Natural Resources	30	37	49	47
College of Architecture	2			
College of Arts and Sciences	67	80	73	83
College of Education	10	9	8	10
College of Engineering	56	92	89	83
College of Human Sciences	5	12	13	14
College of Mass Communications	1	1	3	0
College Visual and Performing Arts				2
Honors College	0			
Other Units and Activities	9	24	14	23
Rawls College of Business		2	0	0
School of Law		2	3	5
University College	1	0	2	2
Total	181	260	256	266

Proposal Value	FY09 thru Nov	FY10 thru Nov	FY11 thru Nov	FY12 thru Nov
College of Ag Sci & Natural Resources	5,132,578	4,501,456	7,307,868	5,258,291
College of Architecture	92,776			
College of Arts and Sciences	25,555,425	31,200,722	14,888,857	24,209,676
College of Education	833,692	1,642,920	4,260,200	4,052,156
College of Engineering	15,248,312	29,693,766	30,948,518	34,510,268
College of Human Sciences	1,075,586	2,191,943	2,291,206	949,096
College of Mass Communications	125,648	19,177	169,935	350,000
College Visual and Performing Arts				105,000
Honors College	120,648			
Other Units and Activities	12,989,742	8,535,525	5,374,542	5,176,037
Rawls College of Business		1,034,609	2,750	1,050,000
School of Law		223,844	745,251	1,001,163
University College	51,000	72,300	230,309	13,875
Total	61,225,405	79,116,262	66,324,435	76,570,563

Number of Awards received by Faculty Home Department



Award Value by Faculty Home Department



Number of Awards received	FY09 thru Nov	FY10 thru Nov	FY11 thru Nov	FY12 thru Nov
College of Ag Sci & Natural Resources	58	38	45	40
College of Architecture	2			
College of Arts and Sciences	35	26	39	24
College of Education	12	9	6	3
College of Engineering	50	52	52	43
College of Human Sciences	15	8	11	11
College of Mass Communications	1		1	
College Visual and Performing Arts		4	1	
Other Units and Activities	21	21	13	16
Rawls College of Business	0		2	1
School of Law	1	2	4	2
University College	2			
Total	196	159	175	140

Award Value	FY09 thru Nov	FY10 thru Nov	FY11 thru Nov	FY12 thru Nov
College of Ag Sci & Natural Resources	4,405,014	2,093,089	4,048,982	3,268,723
College of Architecture	8,528			
College of Arts and Sciences	4,626,198	3,674,409	6,298,854	2,183,209
College of Education	1,798,395	1,011,682	1,679,530	615,185
College of Engineering	4,057,705	4,435,073	6,594,365	3,987,838
College of Human Sciences	1,782,928	703,037	1,302,592	459,842
College of Mass Communications	(6,375)		20,144	
College Visual and Performing Arts		60,000	30,000	
Other Units and Activities	1,818,309	915,668	1,275,849	1,421,701
Rawls College of Business	50,000		142,901	42,276
School of Law	100,000	100,665	873,398	520,000
University College	447,834			
Total	19,088,536	12,993,623	22,266,614	12,498,774