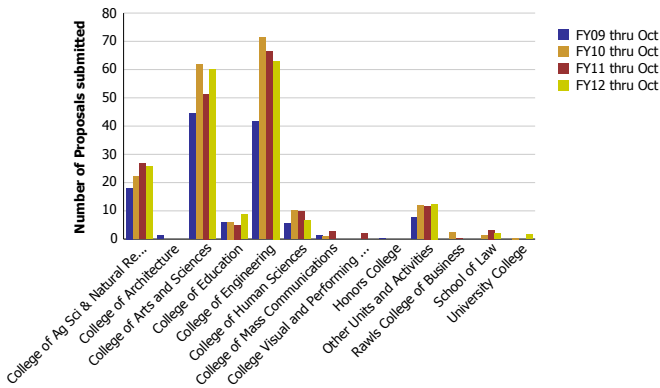
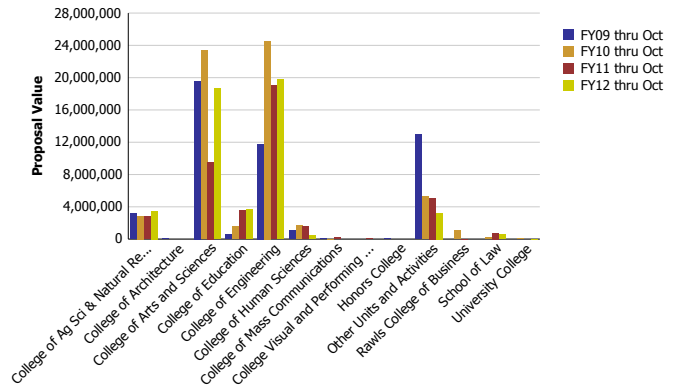


Research Metrics through October FY12 (by Faculty Home Department)

Number of Proposals submitted by Faculty Home Department



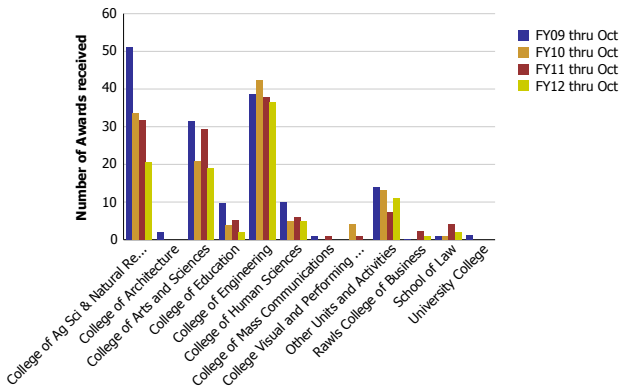
Proposal Value by Faculty Home Department



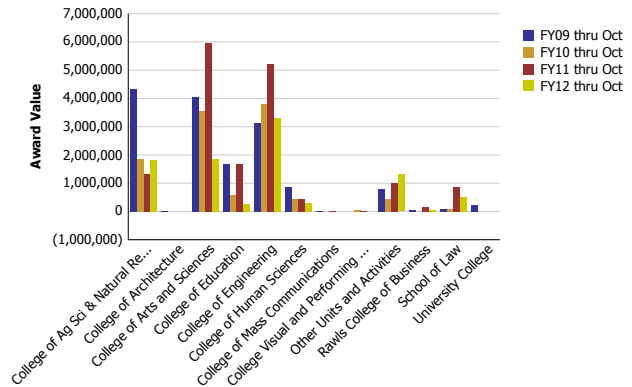
Number of Proposals submitted	FY09 thru Oct	FY10 thru Oct	FY11 thru Oct	FY12 thru Oct
College of Ag Sci & Natural Resources	18	22	27	26
College of Architecture	1			
College of Arts and Sciences	44	62	51	60
College of Education	6	6	5	9
College of Engineering	42	71	66	63
College of Human Sciences	5	10	10	7
College of Mass Communications	1	1	3	
College Visual and Performing Arts				2
Honors College	0			
Other Units and Activities	8	12	12	12
Rawls College of Business		2	0	
School of Law		1	3	2
University College		0		2
Total	126	188	179	180

Proposal Value	FY09 thru Oct	FY10 thru Oct	FY11 thru Oct	FY12 thru Oct
College of Ag Sci & Natural Resources	3,171,266	2,854,039	2,778,940	3,474,038
College of Architecture	85,660			
College of Arts and Sciences	19,591,828	23,386,793	9,563,023	18,643,242
College of Education	610,862	1,566,476	3,503,618	3,699,839
College of Engineering	11,789,581	24,535,271	18,980,594	19,788,441
College of Human Sciences	1,075,586	1,687,862	1,605,049	464,520
College of Mass Communications	125,648	19,177	169,935	
College Visual and Performing Arts			105,000	
Honors College	120,648			
Other Units and Activities	12,947,556	5,249,410	5,101,197	3,235,019
Rawls College of Business		1,034,609	2,750	
School of Law		215,310	745,251	600,000
University College		72,300		13,875
Total	49,518,634	60,621,246	42,555,356	49,918,973

Number of Awards received by Faculty Home Department



Award Value by Faculty Home Department



Number of Awards received	FY09 thru Oct	FY10 thru Oct	FY11 thru Oct	FY12 thru Oct
College of Ag Sci & Natural Resources	51	34	32	21
College of Architecture	2			
College of Arts and Sciences	31	21	29	19
College of Education	10	4	5	2
College of Engineering	39	42	38	36
College of Human Sciences	10	5	6	5
College of Mass Communications	1		1	
College Visual and Performing Arts		4	1	
Other Units and Activities	14	13	7	11
Rawls College of Business	0		2	1
School of Law	1	1	4	2
University College	1			
Total	160	124	126	97

Award Value	FY09 thru Oct	FY10 thru Oct	FY11 thru Oct	FY12 thru Oct
College of Ag Sci & Natural Resources	4,321,679	1,851,316	1,320,909	1,830,577
College of Architecture	8,528			
College of Arts and Sciences	4,038,522	3,554,031	5,966,023	1,849,327
College of Education	1,675,753	579,541	1,667,530	258,447
College of Engineering	3,115,241	3,792,354	5,220,204	3,317,528
College of Human Sciences	864,706	435,625	424,306	311,021
College of Mass Communications	(6,375)		20,144	
College Visual and Performing Arts		60,000	30,000	
Other Units and Activities	781,915	432,069	1,012,419	1,308,143
Rawls College of Business	50,000		142,901	42,276
School of Law	100,000	100,000	873,398	520,000
University College	224,767			
Total	15,174,735	10,804,935	16,677,834	9,437,319