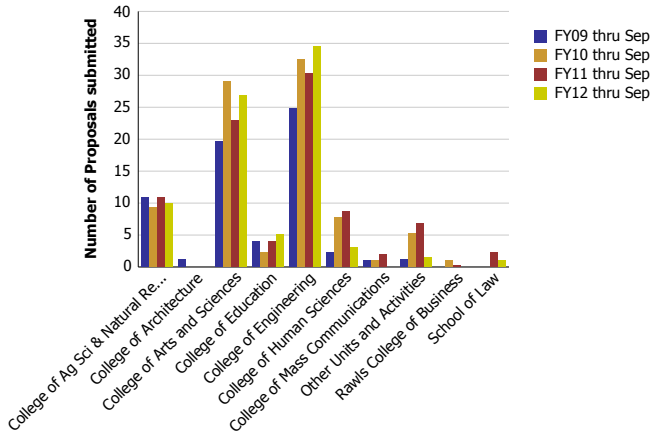
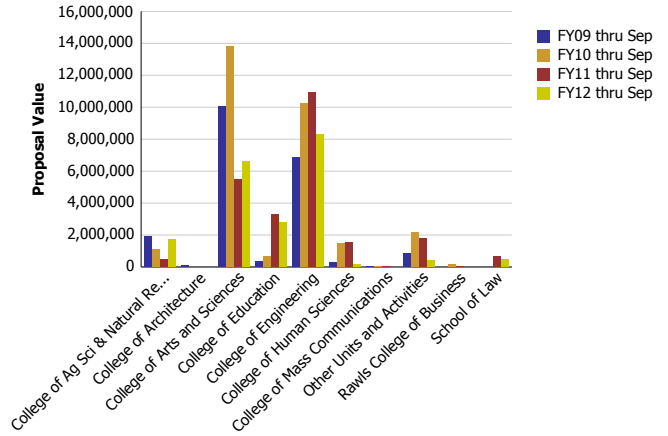


Research Metrics through September FY12 (by Faculty Home Department)

Number of Proposals submitted by Faculty Home Department

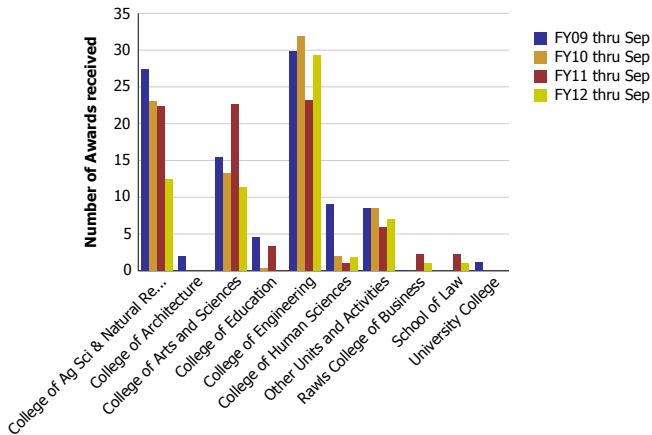


Proposal Value by Faculty Home Department

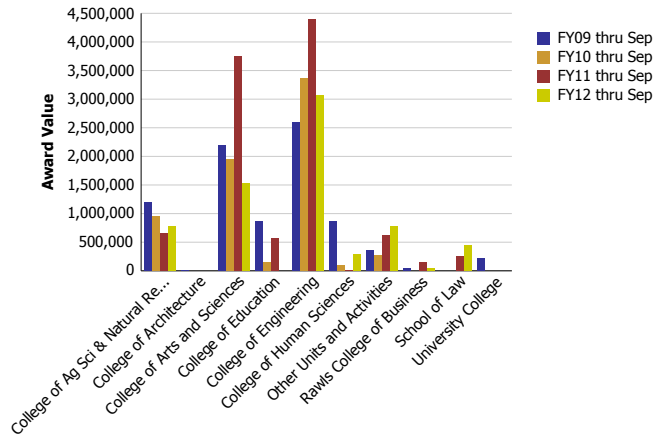


Number of Proposals submitted	FY09 thru Sep	FY10 thru Sep	FY11 thru Sep	FY12 thru Sep	Proposal Value	FY09 thru Sep	FY10 thru Sep	FY11 thru Sep	FY12 thru Sep
College of Ag Sci & Natural Resources	11	9	11	10	College of Ag Sci & Natural Resources	1,886,973	1,081,048	485,927	1,733,381
College of Architecture	1				College of Architecture	85,660			
College of Arts and Sciences	20	29	23	27	College of Arts and Sciences	10,022,015	13,804,412	5,455,115	6,615,794
College of Education	4	2	4	5	College of Education	320,954	631,486	3,303,613	2,814,979
College of Engineering	25	33	30	35	College of Engineering	6,849,203	10,237,835	10,936,205	8,292,173
College of Human Sciences	2	8	9	3	College of Human Sciences	298,818	1,449,548	1,555,529	138,465
College of Mass Communications	1	1	2		College of Mass Communications	5,000	19,177	7,437	
Other Units and Activities	1	5	7	2	Other Units and Activities	854,317	2,130,521	1,811,180	392,885
Rawls College of Business		1	0		Rawls College of Business		153,444	2,750	
School of Law			2	1	School of Law			680,962	440,000
Total	65	88	88	82	Total	20,322,940	29,507,472	24,238,718	20,427,678

Number of Awards received by Faculty Home Department



Award Value by Faculty Home Department



Number of Awards received	FY09 thru Sep	FY10 thru Sep	FY11 thru Sep	FY12 thru Sep	Award Value	FY09 thru Sep	FY10 thru Sep	FY11 thru Sep	FY12 thru Sep
College of Ag Sci & Natural Resources	27	23	22	12	College of Ag Sci & Natural Resources	1,199,976	956,951	651,029	776,232
College of Architecture	2				College of Architecture	8,528			
College of Arts and Sciences	15	13	23	11	College of Arts and Sciences	2,185,324	1,941,642	3,754,095	1,525,414
College of Education	5	0	3		College of Education	865,247	149,294	572,708	
College of Engineering	30	32	23	29	College of Engineering	2,596,266	3,363,284	4,389,152	3,059,531
College of Human Sciences	9	2	1	2	College of Human Sciences	864,156	96,802	975	283,151
Other Units and Activities	8	8	6	7	Other Units and Activities	359,123	275,976	626,422	770,699
Rawls College of Business	0	2	1		Rawls College of Business	50,000		142,901	42,276
School of Law		2	1		School of Law			246,045	440,000
University College	1				University College	224,767			
Total	98	79	83	64	Total	8,353,387	6,783,949	10,383,327	6,897,303