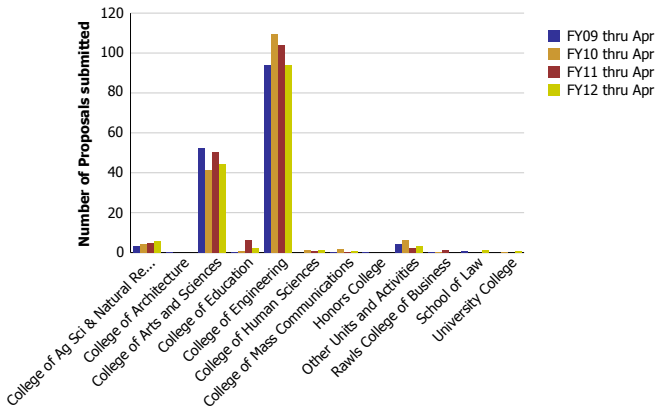
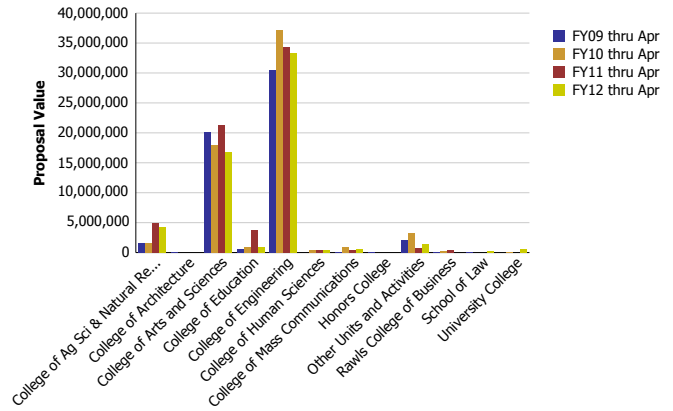


Research Metrics through April FY12 (by Faculty Home Department) (NSF)

Number of Proposals submitted to NSF by Faculty Home Department



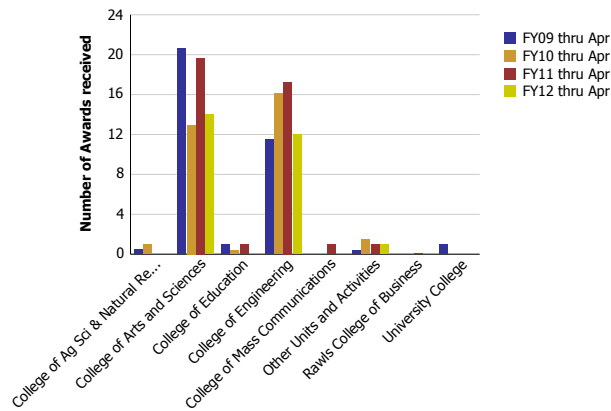
Proposal Value submitted to NSF by Faculty Home Department



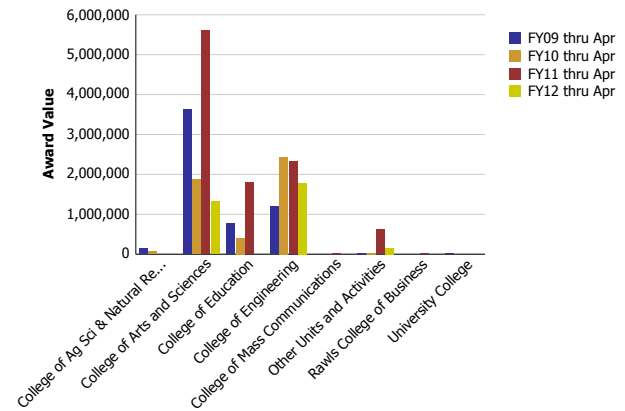
Number of Proposals submitted	FY09 thru Apr	FY10 thru Apr	FY11 thru Apr	FY12 thru Apr
College of Ag Sci & Natural Resources	3.17	4.29	4.60	5.58
College of Architecture	0.20			
College of Arts and Sciences	52.28	41.55	50.23	44.43
College of Education	0.46	0.70	6.09	2.33
College of Engineering	93.76	109.71	103.99	94.21
College of Human Sciences		1.50	0.73	1.43
College of Mass Communications	0.25	1.60	0.20	0.55
Honors College	0.25			
Other Units and Activities	4.23	6.22	2.06	3.46
Rawls College of Business	0.40	0.35	1.10	
School of Law	1.00			1.10
University College		0.08		0.91
Total	156	166	169	154

Proposal Value	FY09 thru Apr	FY10 thru Apr	FY11 thru Apr	FY12 thru Apr
College of Ag Sci & Natural Resources	1,549,129	1,603,403	4,968,581	4,323,700
College of Architecture	79,660			
College of Arts and Sciences	20,137,534	17,959,726	21,243,209	16,810,294
College of Education	618,457	964,431	3,723,859	1,002,657
College of Engineering	30,453,943	37,212,230	34,359,797	33,309,116
College of Human Sciences		447,106	362,190	391,459
College of Mass Communications	120,648	863,197	433,081	613,431
Honors College	120,648			
Other Units and Activities	2,046,377	3,271,743	743,454	1,361,421
Rawls College of Business	96,943	175,681	476,919	
School of Law	70,862			234,717
University College		12,000		525,792
Total	55,294,200	62,509,518	66,311,090	58,572,587

Number of Awards received from NSF by Faculty Home Department



Award Value received from NSF by Faculty Home Department



Number of Awards received	FY09 thru Apr	FY10 thru Apr	FY11 thru Apr	FY12 thru Apr
College of Ag Sci & Natural Resources	0.50	1.00		
College of Arts and Sciences	20.65	12.97	19.67	14.00
College of Education	0.95	0.40	1.00	
College of Engineering	11.50	16.13	17.28	12.00
College of Mass Communications			1.00	
Other Units and Activities	0.40	1.50	1.00	1.00
Rawls College of Business			0.05	
University College	1.00			
Total	35	32	40	27

Award Value	FY09 thru Apr	FY10 thru Apr	FY11 thru Apr	FY12 thru Apr
College of Ag Sci & Natural Resources	149,756	65,675		
College of Arts and Sciences	3,622,708	1,876,552	5,609,250	1,314,624
College of Education	772,135	410,130	1,790,953	
College of Engineering	1,202,869	2,433,552	2,321,231	1,782,240
College of Mass Communications			20,144	
Other Units and Activities	28,395	33,814	618,707	155,461
Rawls College of Business			20,750	
School of Law	24,767			
University College				
Total	5,800,630	4,819,724	10,381,035	3,252,325