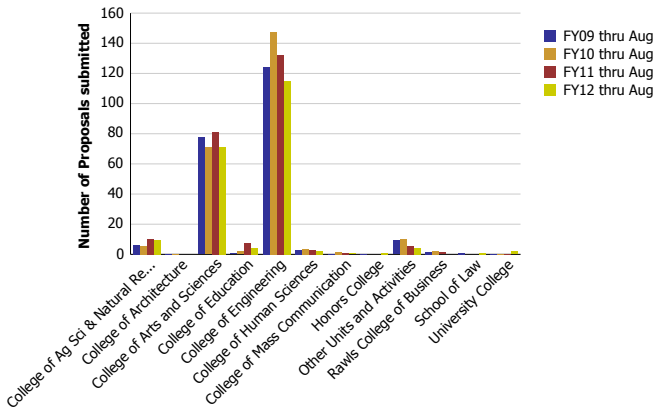
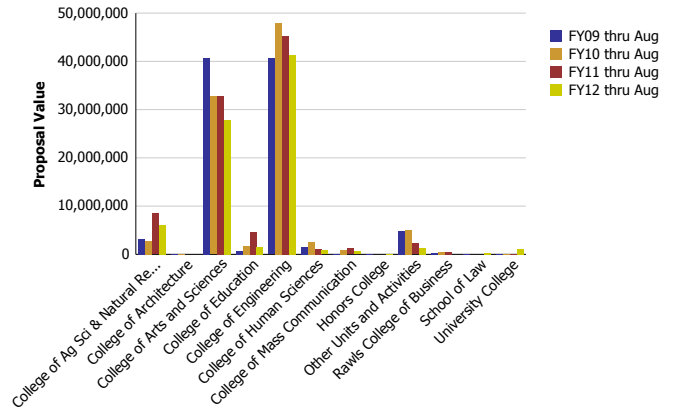


Research Metrics through August FY12 (by Faculty Home Department) (NSF)

Number of Proposals submitted to NSF by Faculty Home Department



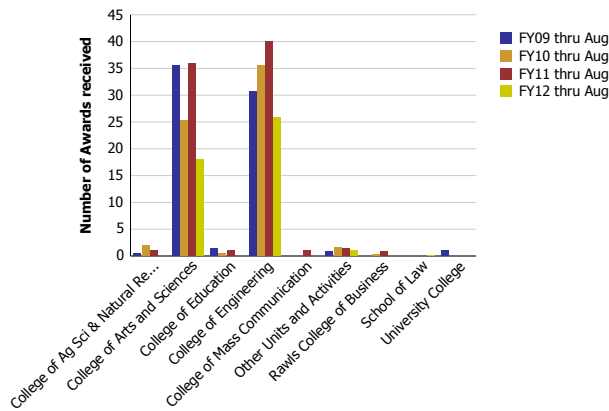
Proposal Value submitted to NSF by Faculty Home Department



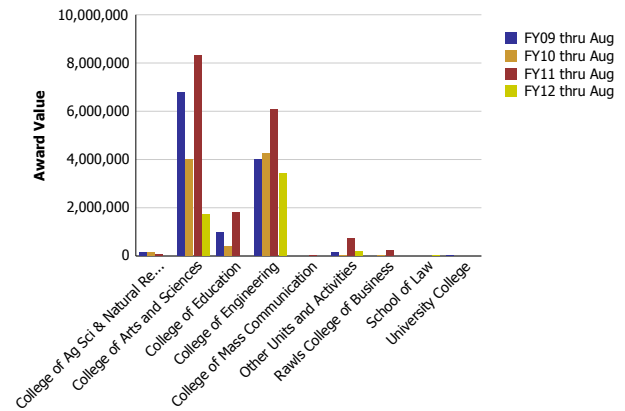
Number of Proposals submitted	FY09 thru Aug	FY10 thru Aug	FY11 thru Aug	FY12 thru Aug
College of Ag Sci & Natural Resources	6.02	5.69	10.27	9.58
College of Architecture	0.20	0.40		
College of Arts and Sciences	77.48	70.88	81.11	71.20
College of Education	0.66	1.86	7.71	4.33
College of Engineering	124.18	147.27	132.26	114.87
College of Human Sciences	3.00	3.50	2.73	2.43
College of Mass Communication	0.35	1.60	0.84	0.55
Honors College	0.25			1.00
Other Units and Activities	9.26	10.17	5.68	4.11
Rawls College of Business	1.40	2.35	1.20	
School of Law	1.00			1.10
University College	0.20	0.28	0.20	1.83
Total	224	244	242	211

Proposal Value	FY09 thru Aug	FY10 thru Aug	FY11 thru Aug	FY12 thru Aug
College of Ag Sci & Natural Resources	3,219,722	2,818,730	8,447,492	6,083,286
College of Architecture	79,660	79,928		
College of Arts and Sciences	40,774,995	32,717,065	32,885,829	27,781,982
College of Education	670,446	1,717,794	4,622,053	1,489,625
College of Engineering	40,599,265	48,024,837	45,227,670	41,394,064
College of Human Sciences	1,595,171	2,570,766	1,187,437	793,237
College of Mass Communication	149,758	863,197	1,190,730	613,431
Honors College	120,648			37,456
Other Units and Activities	4,852,773	5,033,690	2,222,965	1,377,235
Rawls College of Business	338,097	539,757	485,366	
School of Law	70,862			234,717
University College	39,980	52,000	40,000	1,144,649
Total	92,511,376	94,417,765	96,309,541	80,949,681

Number of Awards received from NSF by Faculty Home Department



Award Value received from NSF by Faculty Home Department



Number of Awards received	FY09 thru Aug	FY10 thru Aug	FY11 thru Aug	FY12 thru Aug
College of Ag Sci & Natural Resources	0.50	2.00	1.00	
College of Arts and Sciences	35.60	25.32	35.85	18.05
College of Education	1.40	0.40	1.00	
College of Engineering	30.70	35.48	40.05	25.75
College of Mass Communication			1.00	
Other Units and Activities	0.80	1.50	1.35	1.10
Rawls College of Business		0.30	0.75	
School of Law				0.10
University College	1.00			
Total	70	65	81	45

Award Value	FY09 thru Aug	FY10 thru Aug	FY11 thru Aug	FY12 thru Aug
College of Ag Sci & Natural Resources	149,756	133,559	66,441	
College of Arts and Sciences	6,772,857	3,996,309	8,327,069	1,719,608
College of Education	960,762	410,130	1,790,953	
College of Engineering	4,002,680	4,255,089	6,066,848	3,410,764
College of Mass Communication			20,144	
Other Units and Activities	133,583	33,814	723,707	185,458
Rawls College of Business		33,304	211,223	
School of Law				29,997
University College	24,767			
Total	12,044,406	8,862,205	17,206,386	5,345,826