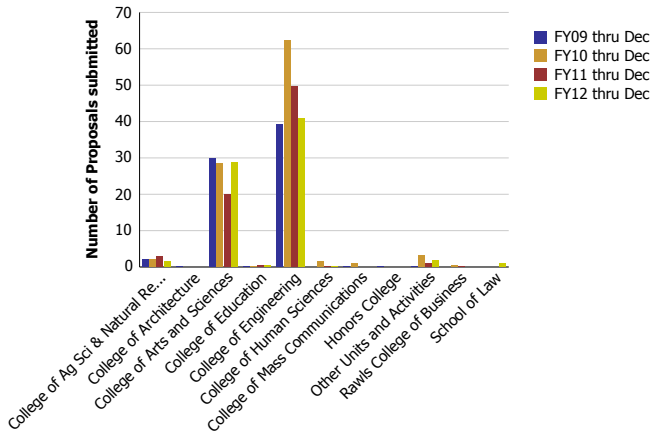
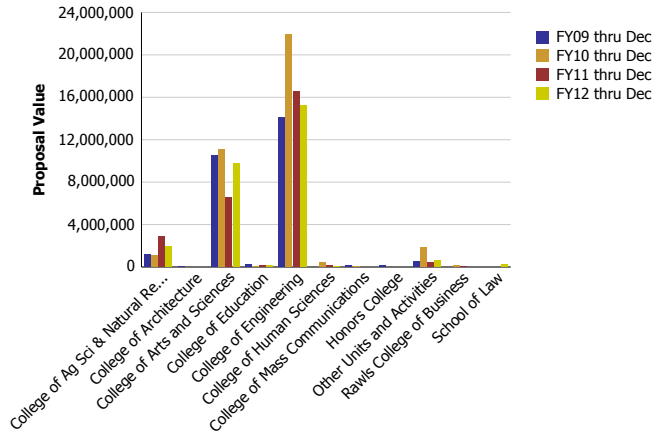


Research Metrics through December FY12 (by Faculty Home Department) (NSF)

Number of Proposals submitted to NSF by Faculty Home Department

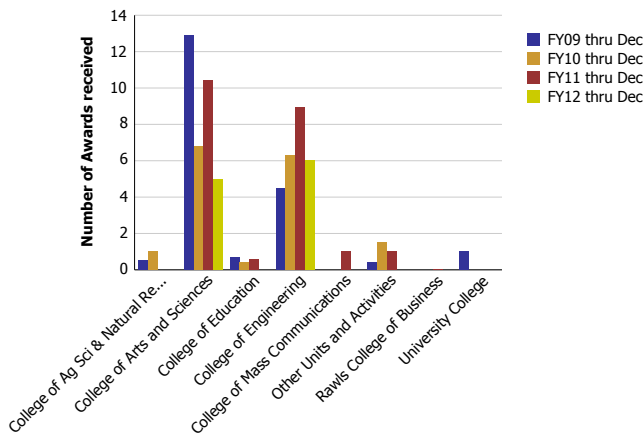


Proposal Value submitted to NSF by Faculty Home Department

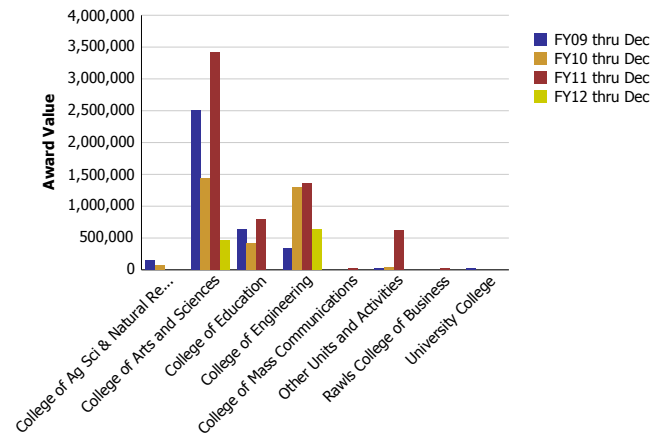


Number of Proposals submitted	FY09 thru Dec	FY10 thru Dec	FY11 thru Dec	FY12 thru Dec	Proposal Value	FY09 thru Dec	FY10 thru Dec	FY11 thru Dec	FY12 thru Dec
College of Ag Sci & Natural Resources	2	2	3	1	College of Ag Sci & Natural Resources	1,188,390	1,111,595	2,854,696	1,898,204
College of Architecture	0	0	0	0	College of Architecture	79,660	0	0	0
College of Arts and Sciences	30	28	20	29	College of Arts and Sciences	10,527,688	11,082,035	6,528,155	9,729,913
College of Education	0	0	0	0	College of Education	192,000	68,832	113,850	122,659
College of Engineering	39	62	50	41	College of Engineering	14,053,793	21,922,634	16,551,513	15,236,981
College of Human Sciences	0	2	0	0	College of Human Sciences	0	447,106	158,645	35,495
College of Mass Communications	0	1	0	0	College of Mass Communications	120,648	19,177	0	0
Honors College	0	0	0	0	Honors College	120,648	0	0	0
Other Units and Activities	0	3	1	2	Other Units and Activities	499,800	1,830,895	421,427	644,838
Rawls College of Business	0	0	0	0	Rawls College of Business	0	140,681	74,904	0
School of Law	0	0	0	1	School of Law	0	0	0	204,720
Total	72	99	74	74	Total	26,782,625	36,622,956	26,703,191	27,872,810

Number of Awards received from NSF by Faculty Home Department



Award Value received from NSF by Faculty Home Department



Number of Awards received	FY09 thru Dec	FY10 thru Dec	FY11 thru Dec	FY12 thru Dec	Award Value	FY09 thru Dec	FY10 thru Dec	FY11 thru Dec	FY12 thru Dec
College of Ag Sci & Natural Resources	0	1	0	0	College of Ag Sci & Natural Resources	149,756	65,675	0	0
College of Arts and Sciences	13	7	10	5	College of Arts and Sciences	2,502,205	1,439,513	3,420,654	467,003
College of Education	1	0	1	0	College of Education	635,367	410,130	794,818	0
College of Engineering	4	6	9	6	College of Engineering	331,975	1,292,406	1,356,866	637,793
College of Mass Communications	0	0	1	0	College of Mass Communications	0	0	20,144	0
Other Units and Activities	0	2	1	0	Other Units and Activities	28,395	33,814	618,707	0
Rawls College of Business	0	0	0	0	Rawls College of Business	0	0	20,750	0
University College	1	0	0	0	University College	24,767	0	0	0
Total	20	16	22	11	Total	3,672,465	3,241,539	6,231,940	1,104,796