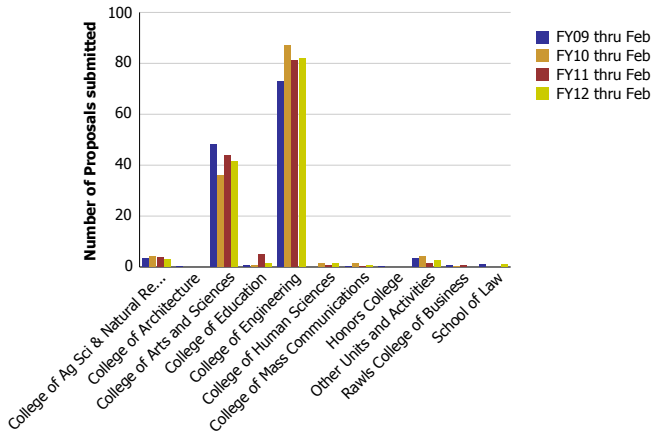
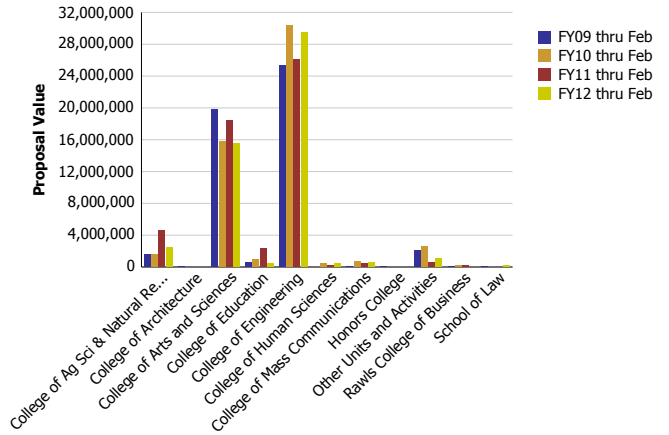


Research Metrics through February FY12 (by Faculty Home Department) (NSF)

Number of Proposals submitted to NSF by Faculty Home Department

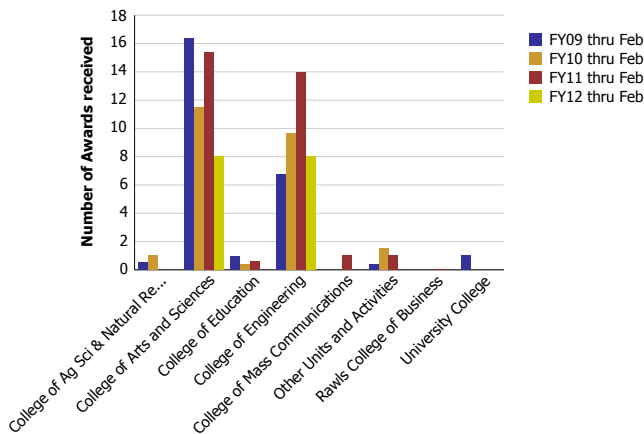


Proposal Value submitted to NSF by Faculty Home Department

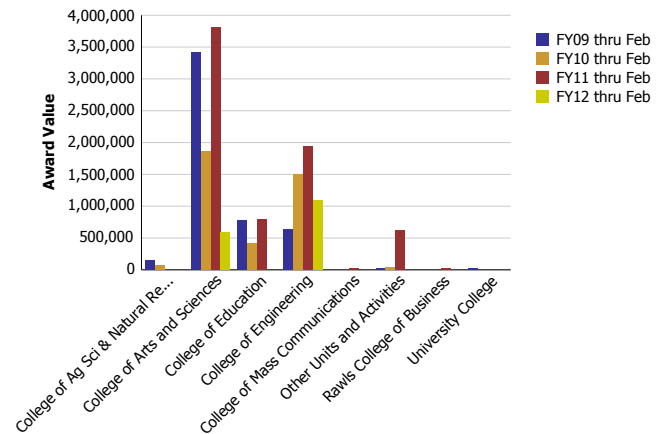


Number of Proposals submitted	FY09 thru Feb	FY10 thru Feb	FY11 thru Feb	FY12 thru Feb	Proposal Value	FY09 thru Feb	FY10 thru Feb	FY11 thru Feb	FY12 thru Feb
College of Ag Sci & Natural Resources	3.17	4.05	3.60	2.83	College of Ag Sci & Natural Resources	1,549,129	1,567,403	4,569,322	2,446,230
College of Architecture	0.20				College of Architecture	79,660			
College of Arts and Sciences	48.28	35.90	43.73	41.54	College of Arts and Sciences	19,823,545	15,799,077	18,453,479	15,495,558
College of Education	0.46	0.70	5.09	1.40	College of Education	618,457	964,431	2,336,796	497,659
College of Engineering	72.76	87.18	81.32	81.87	College of Engineering	25,310,185	30,327,499	26,079,461	29,444,010
College of Human Sciences		1.50	0.40	1.43	College of Human Sciences		447,106	230,190	391,459
College of Mass Communications	0.25	1.20	0.20	0.55	College of Mass Communications	120,648	646,494	433,081	613,431
Honors College	0.25				Honors College	120,648			
Other Units and Activities	3.23	4.17	1.21	2.38	Other Units and Activities	2,041,152	2,623,924	538,454	1,018,722
Rawls College of Business	0.40	0.30	0.45		Rawls College of Business	96,943	140,681	222,796	
School of Law	1.00			1.00	School of Law	70,862			204,720
Total	130	135	136	133	Total	49,831,228	52,516,616	52,863,579	50,111,789

Number of Awards received from NSF by Faculty Home Department



Award Value received from NSF by Faculty Home Department



Number of Awards received	FY09 thru Feb	FY10 thru Feb	FY11 thru Feb	FY12 thru Feb	Award Value	FY09 thru Feb	FY10 thru Feb	FY11 thru Feb	FY12 thru Feb
College of Ag Sci & Natural Resources	0.50	1.00			College of Ag Sci & Natural Resources	149,756	65,675		
College of Arts and Sciences	16.40	11.47	15.40	8.00	College of Arts and Sciences	3,423,537	1,857,582	3,814,028	586,849
College of Education	0.95	0.40	0.60		College of Education	772,135	410,130	794,818	
College of Engineering	6.75	9.63	13.95	8.00	College of Engineering	634,279	1,495,442	1,940,332	1,086,720
College of Mass Communications			1.00		College of Mass Communications			20,144	
Other Units and Activities	0.40	1.50	1.00		Other Units and Activities	28,395	33,814	618,707	
Rawls College of Business			0.05		Rawls College of Business			20,750	
University College	1.00				University College	24,767			
Total	26	24	32	16	Total	5,032,869	3,862,644	7,208,780	1,673,569