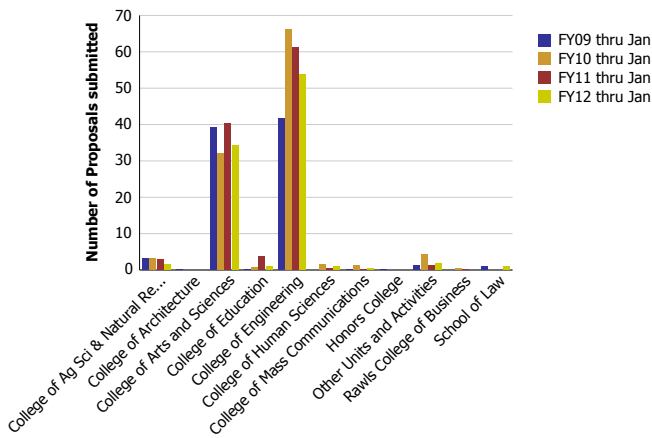
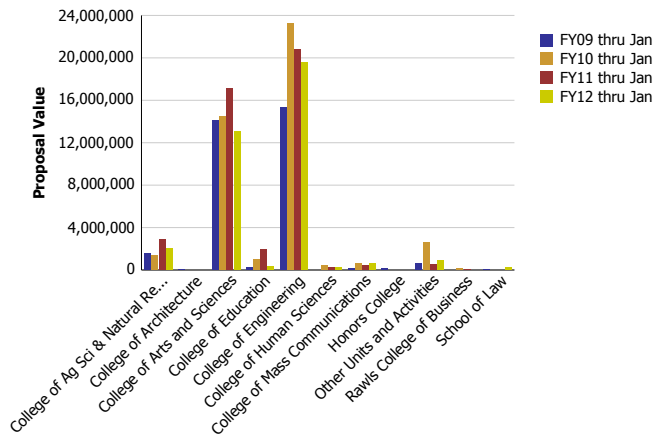


Research Metrics through January FY12 (by Faculty Home Department) (NSF)

Number of Proposals submitted to NSF by Faculty Home Department

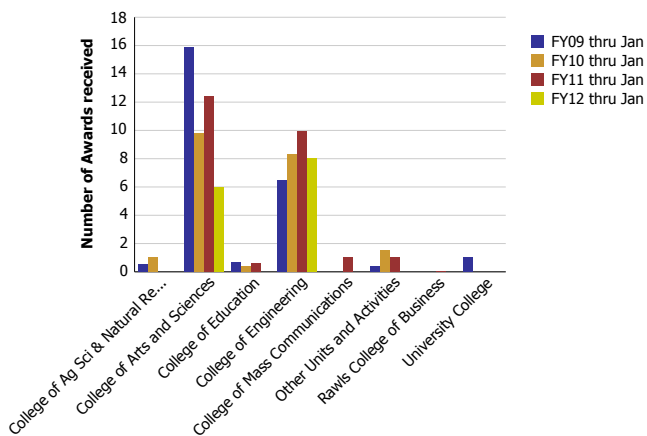


Proposal Value submitted to NSF by Faculty Home Department

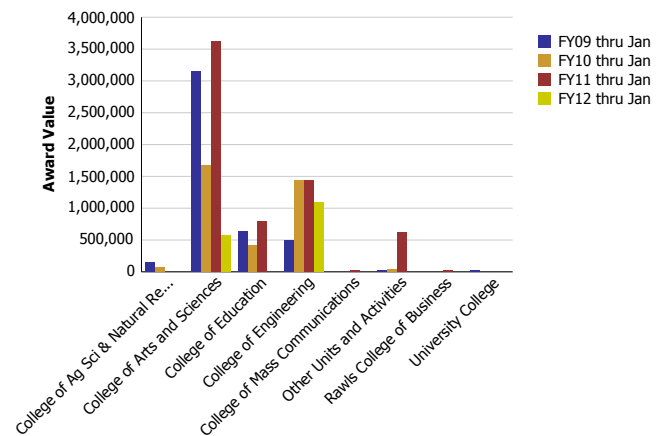


Number of Proposals submitted	FY09 thru Jan	FY10 thru Jan	FY11 thru Jan	FY12 thru Jan	Proposal Value	FY09 thru Jan	FY10 thru Jan	FY11 thru Jan	FY12 thru Jan
College of Ag Sci & Natural Resources	3.17	3.15	2.90	1.58	College of Ag Sci & Natural Resources	1,549,129	1,396,719	2,854,696	2,065,503
College of Architecture	0.20				College of Architecture	79,660			
College of Arts and Sciences	39.25	31.97	40.40	34.26	College of Arts and Sciences	14,141,388	14,458,193	17,085,014	13,104,579
College of Education	0.06	0.70	3.63	0.90	College of Education	192,000	964,431	1,954,273	347,659
College of Engineering	41.62	66.01	61.21	53.73	College of Engineering	15,363,518	23,199,810	20,806,008	19,536,447
College of Human Sciences		1.50	0.40	1.10	College of Human Sciences		447,106	230,190	284,337
College of Mass Communications	0.25	1.20	0.20	0.55	College of Mass Communications	120,648	646,494	433,081	613,431
Honors College	0.25				Honors College	120,648			
Other Units and Activities	1.20	4.17	1.21	1.88	Other Units and Activities	571,040	2,623,924	538,454	857,634
Rawls College of Business		0.30	0.05		Rawls College of Business		140,681	74,904	
School of Law	1.00			1.00	School of Law	70,862			204,720
Total	87	109	110	95	Total	32,208,891	43,877,359	43,976,620	37,014,309

Number of Awards received from NSF by Faculty Home Department



Award Value received from NSF by Faculty Home Department



Number of Awards received	FY09 thru Jan	FY10 thru Jan	FY11 thru Jan	FY12 thru Jan	Award Value	FY09 thru Jan	FY10 thru Jan	FY11 thru Jan	FY12 thru Jan
College of Ag Sci & Natural Resources	0.50	1.00			College of Ag Sci & Natural Resources	149,756	65,675		
College of Arts and Sciences	15.90	9.80	12.40	6.00	College of Arts and Sciences	3,150,002	1,680,928	3,621,727	581,187
College of Education	0.70	0.40	0.60		College of Education	635,367	410,130	794,818	
College of Engineering	6.50	8.30	9.95	8.00	College of Engineering	497,511	1,437,758	1,432,779	1,086,720
College of Mass Communications			1.00		College of Mass Communications			20,144	
Other Units and Activities	0.40	1.50	1.00		Other Units and Activities	28,395	33,814	618,707	
Rawls College of Business			0.05		Rawls College of Business			20,750	
University College	1.00				University College	24,767			
Total	25	21	25	14	Total	4,485,798	3,628,306	6,508,926	1,667,907