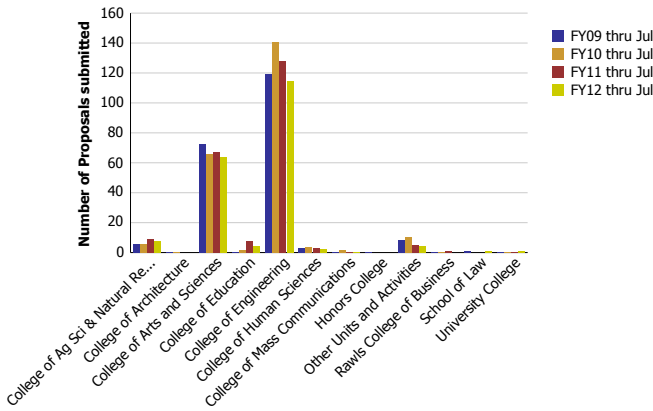
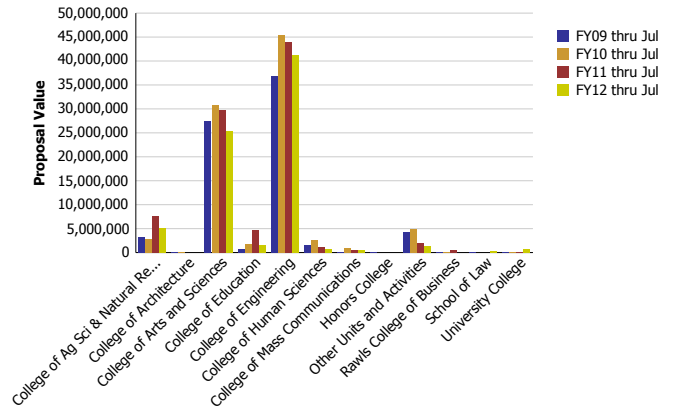


Research Metrics through July FY12 (by Faculty Home Department) (NSF)

Number of Proposals submitted to NSF by Faculty Home Department



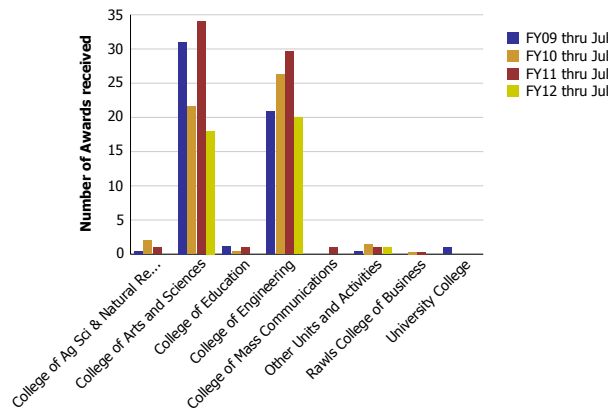
Proposal Value submitted to NSF by Faculty Home Department



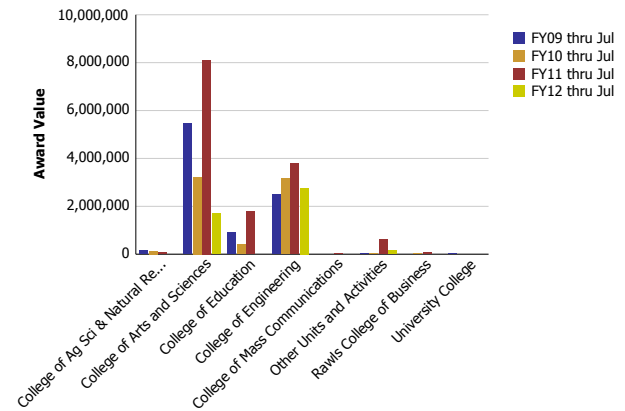
Number of Proposals submitted	FY09 thru Jul	FY10 thru Jul	FY11 thru Jul	FY12 thru Jul
College of Ag Sci & Natural Resources	6.02	5.69	9.15	7.58
College of Architecture	0.20	0.40		
College of Arts and Sciences	72.35	65.85	67.34	64.09
College of Education	0.66	1.86	7.71	4.33
College of Engineering	119.01	140.35	128.19	114.65
College of Human Sciences	3.00	3.50	2.73	2.43
College of Mass Communications	0.35	1.60	0.20	0.55
Honors College	0.25			
Other Units and Activities	8.56	10.12	5.28	4.11
Rawls College of Business	0.40	0.35	1.20	
School of Law	1.00			1.10
University College	0.20	0.28	0.20	1.16
Total	212	230	222	200

Proposal Value	FY09 thru Jul	FY10 thru Jul	FY11 thru Jul	FY12 thru Jul
College of Ag Sci & Natural Resources	3,219,722	2,818,730	7,706,908	5,150,540
College of Architecture	79,660	79,928		
College of Arts and Sciences	27,523,083	30,812,757	29,809,286	25,390,236
College of Education	670,446	1,717,794	4,622,053	1,489,625
College of Engineering	36,895,751	45,357,782	43,997,943	41,254,517
College of Human Sciences	1,595,171	2,570,766	1,187,437	793,237
College of Mass Communications	149,758	863,197	433,081	613,431
Honors College	120,648			
Other Units and Activities	4,339,350	5,013,714	1,983,968	1,377,235
Rawls College of Business	96,943	175,681	485,366	
School of Law	70,862			234,717
University College	39,980	52,000	40,000	719,667
Total	74,801,373	89,462,349	90,266,041	77,023,205

Number of Awards received from NSF by Faculty Home Department



Award Value received from NSF by Faculty Home Department



Number of Awards received	FY09 thru Jul	FY10 thru Jul	FY11 thru Jul	FY12 thru Jul
College of Ag Sci & Natural Resources	0.50	2.00	1.00	
College of Arts and Sciences	31.00	21.57	34.02	18.00
College of Education	1.20	0.40	1.00	
College of Engineering	20.90	26.23	29.63	20.00
College of Mass Communications			1.00	
Other Units and Activities	0.40	1.50	1.00	1.00
Rawls College of Business		0.30	0.35	
University College	1.00			
Total	55	52	68	39

Award Value	FY09 thru Jul	FY10 thru Jul	FY11 thru Jul	FY12 thru Jul
College of Ag Sci & Natural Resources	149,756	133,559	66,441	
College of Arts and Sciences	5,465,795	3,226,976	8,108,788	1,704,610
College of Education	908,168	410,130	1,790,953	
College of Engineering	2,500,428	3,160,358	3,792,630	2,769,291
College of Mass Communications			20,144	
Other Units and Activities	28,395	33,814	618,707	155,461
Rawls College of Business		33,304	71,064	
University College	24,767			
Total	9,077,310	6,998,141	14,468,727	4,629,362