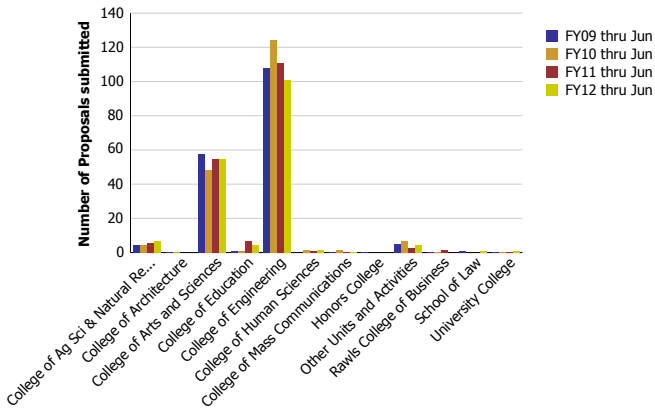
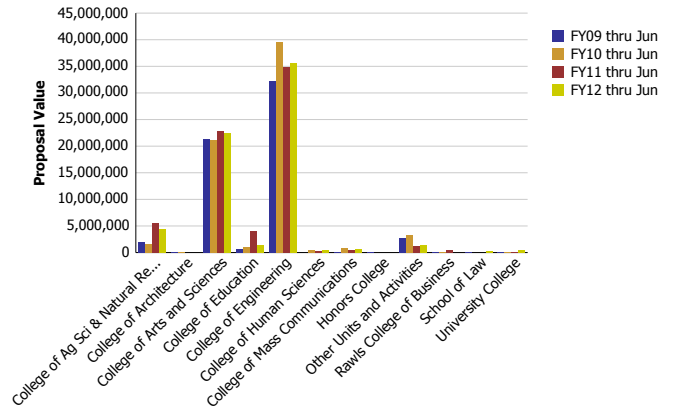


Research Metrics through June FY12 (by Faculty Home Department) (NSF)

Number of Proposals submitted to NSF by Faculty Home Department



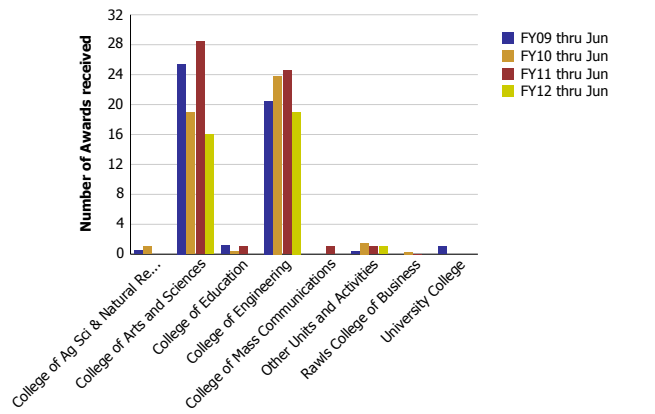
Proposal Value submitted to NSF by Faculty Home Department



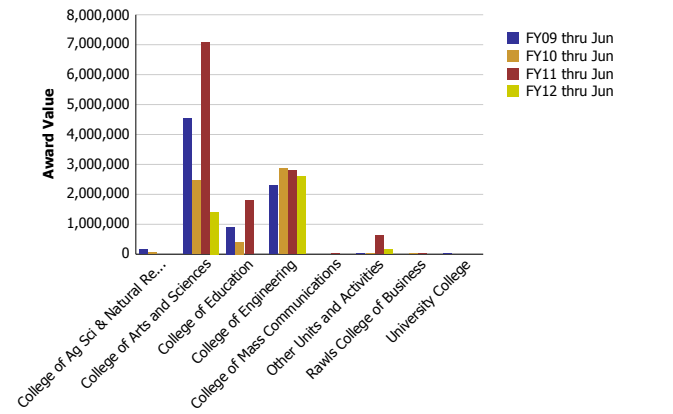
Number of Proposals submitted	FY09 thru Jun	FY10 thru Jun	FY11 thru Jun	FY12 thru Jun
College of Ag Sci & Natural Resources	4.17	4.29	5.60	6.58
College of Architecture	0.20	0.40		
College of Arts and Sciences	57.48	48.10	54.83	54.94
College of Education	0.66	0.86	6.69	4.33
College of Engineering	108.16	124.00	110.69	101.05
College of Human Sciences		1.50	0.73	1.43
College of Mass Communications	0.25	1.60	0.20	0.55
Honors College	0.25			
Other Units and Activities	5.23	6.62	2.86	4.11
Rawls College of Business	0.40	0.35	1.20	
School of Law	1.00			1.10
University College	0.20	0.28	0.20	0.91
Total	178	188	183	175

Proposal Value	FY09 thru Jun	FY10 thru Jun	FY11 thru Jun	FY12 thru Jun
College of Ag Sci & Natural Resources	2,035,582	1,603,403	5,567,627	4,363,634
College of Architecture	79,660	79,928		
College of Arts and Sciences	21,298,530	21,159,146	22,745,669	22,387,444
College of Education	670,446	1,027,318	3,962,830	1,489,625
College of Engineering	32,167,578	39,477,295	34,951,392	35,683,880
College of Human Sciences		447,106	362,190	391,459
College of Mass Communications	120,648	863,197	433,081	613,431
Honors College	120,648			
Other Units and Activities	2,805,109	3,313,697	1,253,210	1,377,235
Rawls College of Business	96,943	175,681	485,366	
School of Law	70,862			234,717
University College	39,980	52,000	40,000	525,792
Total	59,505,985	68,198,772	69,801,365	67,067,217

Number of Awards received from NSF by Faculty Home Department



Award Value received from NSF by Faculty Home Department



Number of Awards received	FY09 thru Jun	FY10 thru Jun	FY11 thru Jun	FY12 thru Jun
College of Ag Sci & Natural Resources	0.50	1.00		
College of Arts and Sciences	25.40	18.97	28.42	16.00
College of Education	1.20	0.40	1.00	
College of Engineering	20.50	23.83	24.53	19.00
College of Mass Communications			1.00	
Other Units and Activities	0.40	1.50	1.00	1.00
Rawls College of Business		0.30	0.05	
University College	1.00			
Total	49	46	56	36

Award Value	FY09 thru Jun	FY10 thru Jun	FY11 thru Jun	FY12 thru Jun
College of Ag Sci & Natural Resources	149,756	65,675		
College of Arts and Sciences	4,534,232	2,458,261	7,079,207	1,405,471
College of Education	908,168	410,130	1,790,953	
College of Engineering	2,300,428	2,872,276	2,788,950	2,587,251
College of Mass Communications			20,144	
Other Units and Activities	28,395	33,814	618,707	155,461
Rawls College of Business		33,304	20,750	
University College	24,767			
Total	7,945,747	5,873,460	12,318,711	4,148,183