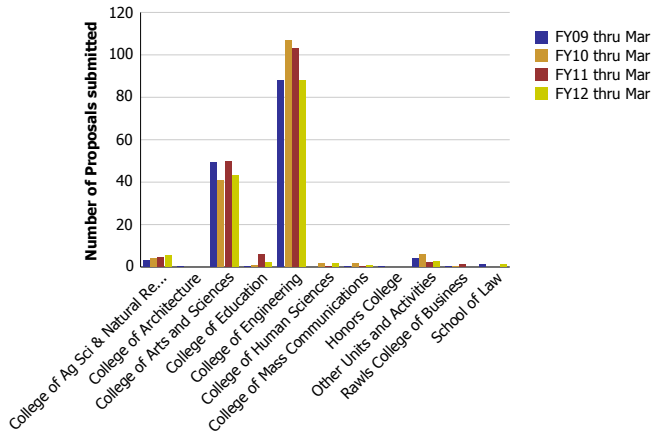
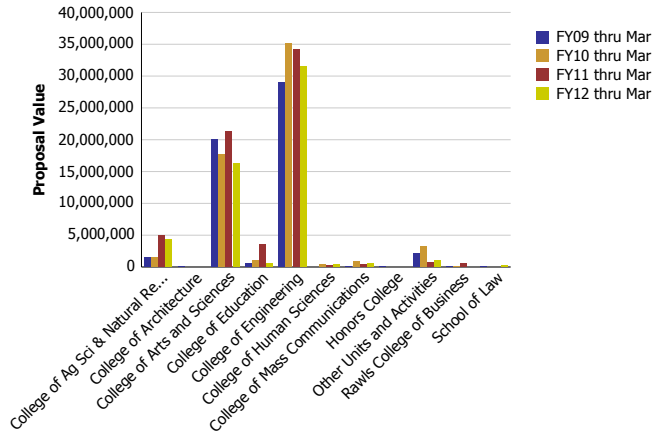


Research Metrics through March FY12 (by Faculty Home Department) (NSF)

Number of Proposals submitted to NSF by Faculty Home Department

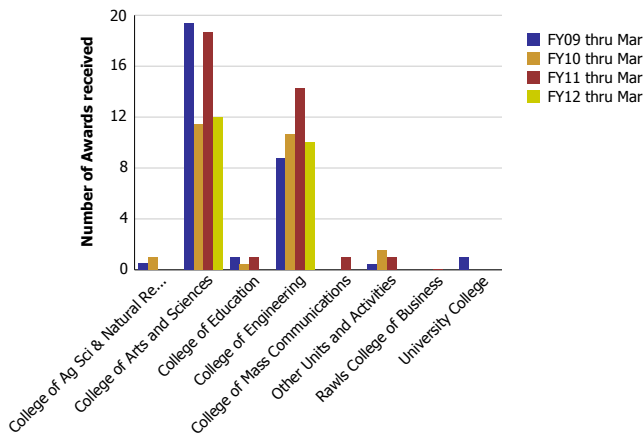


Proposal Value submitted to NSF by Faculty Home Department

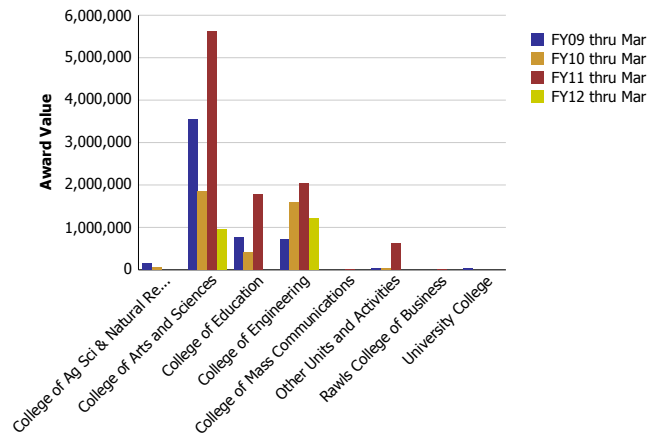


Number of Proposals submitted	FY09 thru Mar				FY10 thru Mar				FY11 thru Mar				FY12 thru Mar			
	FY09 thru Mar	FY10 thru Mar	FY11 thru Mar	FY12 thru Mar	FY09 thru Mar	FY10 thru Mar	FY11 thru Mar	FY12 thru Mar	FY09 thru Mar	FY10 thru Mar	FY11 thru Mar	FY12 thru Mar	FY09 thru Mar	FY10 thru Mar	FY11 thru Mar	FY12 thru Mar
College of Ag Sci & Natural Resources																
College of Architecture																
College of Arts and Sciences																
College of Education																
College of Engineering																
College of Human Sciences																
College of Mass Communications																
Honors College																
Other Units and Activities																
Rawls College of Business																
School of Law																
Total	147	162	167	144	53,714,866	60,037,682	65,905,090	54,901,421								

Number of Awards received from NSF by Faculty Home Department



Award Value received from NSF by Faculty Home Department



Number of Awards received	FY09 thru Mar				FY10 thru Mar				FY11 thru Mar				FY12 thru Mar			
	FY09 thru Mar	FY10 thru Mar	FY11 thru Mar	FY12 thru Mar	FY09 thru Mar	FY10 thru Mar	FY11 thru Mar	FY12 thru Mar	FY09 thru Mar	FY10 thru Mar	FY11 thru Mar	FY12 thru Mar	FY09 thru Mar	FY10 thru Mar	FY11 thru Mar	FY12 thru Mar
College of Ag Sci & Natural Resources																
College of Arts and Sciences																
College of Education																
College of Engineering																
College of Mass Communications																
Other Units and Activities																
Rawls College of Business																
University College																
Total	31	25	36	22	5,249,648	3,962,644	10,097,836	2,161,226								