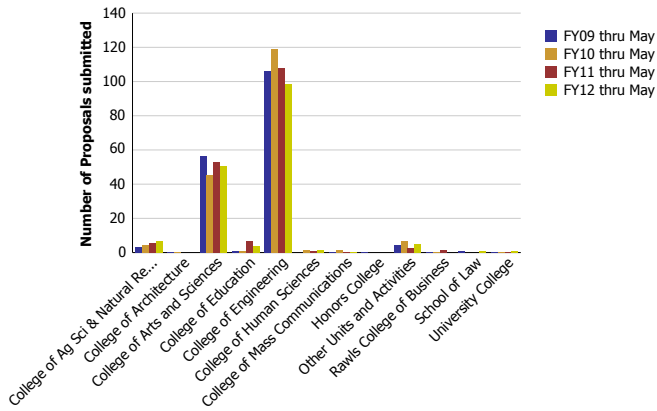
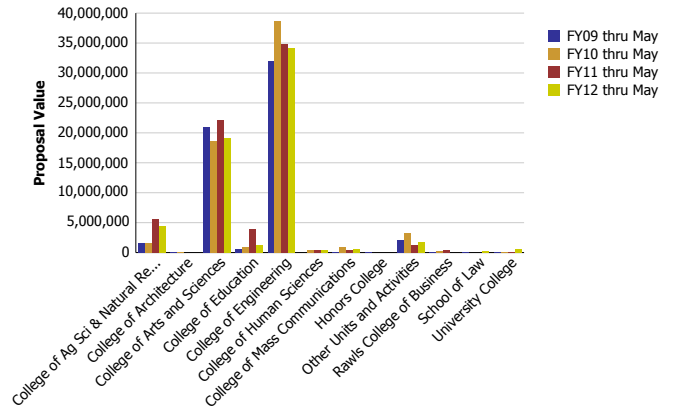


## Research Metrics through May FY12 (by Faculty Home Department) (NSF)

Number of Proposals submitted to NSF by Faculty Home Department



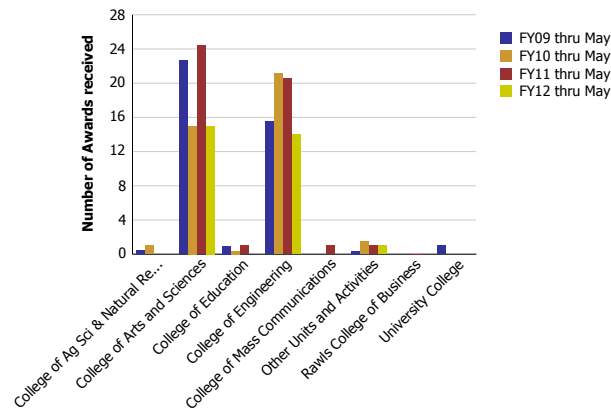
Proposal Value submitted to NSF by Faculty Home Department



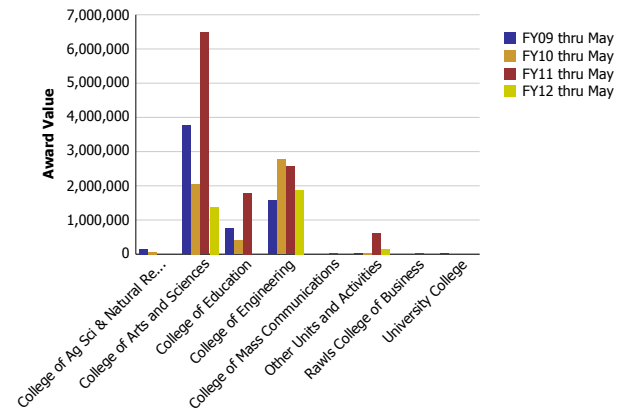
Number of Proposals submitted	FY09 thru May	FY10 thru May	FY11 thru May	FY12 thru May
College of Ag Sci & Natural Resources	3.17	4.29	5.60	6.58
College of Architecture	0.20	0.40		
College of Arts and Sciences	56.48	45.10	52.83	50.76
College of Education	0.66	0.76	6.69	3.83
College of Engineering	106.16	119.10	107.69	98.70
College of Human Sciences		1.50	0.73	1.43
College of Mass Communications	0.25	1.60	0.20	0.55
Honors College	0.25			
Other Units and Activities	4.23	6.62	2.86	5.14
Rawls College of Business	0.40	0.35	1.20	
School of Law	1.00			1.10
University College	0.20	0.28	0.20	0.91
<b>Total</b>	<b>173</b>	<b>180</b>	<b>178</b>	<b>169</b>

Proposal Value	FY09 thru May	FY10 thru May	FY11 thru May	FY12 thru May
College of Ag Sci & Natural Resources	1,549,129	1,603,403	5,567,627	4,363,634
College of Architecture	79,660	79,928		
College of Arts and Sciences	21,048,446	18,550,799	22,072,424	19,053,792
College of Education	670,446	976,431	3,962,830	1,289,625
College of Engineering	32,020,962	38,734,034	34,882,034	34,214,128
College of Human Sciences		447,106	362,190	391,459
College of Mass Communications	120,648	863,197	433,081	613,431
Honors College	120,648			
Other Units and Activities	2,046,377	3,313,697	1,253,210	1,716,219
Rawls College of Business	96,943	175,681	485,366	
School of Law	70,862			234,717
University College	39,980	52,000	40,000	525,792
<b>Total</b>	<b>57,864,100</b>	<b>64,796,278</b>	<b>69,058,762</b>	<b>62,402,796</b>

Number of Awards received from NSF by Faculty Home Department



Award Value received from NSF by Faculty Home Department



Number of Awards received	FY09 thru May	FY10 thru May	FY11 thru May	FY12 thru May
College of Ag Sci & Natural Resources	0.50	1.00		
College of Arts and Sciences	22.65	14.97	24.42	15.00
College of Education	0.95	0.40	1.00	
College of Engineering	15.50	21.13	20.53	14.00
College of Mass Communications			1.00	
Other Units and Activities	0.40	1.50	1.00	1.00
Rawls College of Business			0.05	
University College	1.00			
<b>Total</b>	<b>41</b>	<b>39</b>	<b>48</b>	<b>30</b>

Award Value	FY09 thru May	FY10 thru May	FY11 thru May	FY12 thru May
College of Ag Sci & Natural Resources	149,756	65,675		
College of Arts and Sciences	3,764,318	2,054,645	6,485,019	1,380,992
College of Education	772,135	410,130	1,790,953	
College of Engineering	1,576,061	2,773,568	2,569,881	1,880,985
College of Mass Communications			20,144	
Other Units and Activities	28,395	33,814	618,707	155,461
Rawls College of Business			20,750	
University College	24,767			
<b>Total</b>	<b>6,315,432</b>	<b>5,337,832</b>	<b>11,505,454</b>	<b>3,417,438</b>