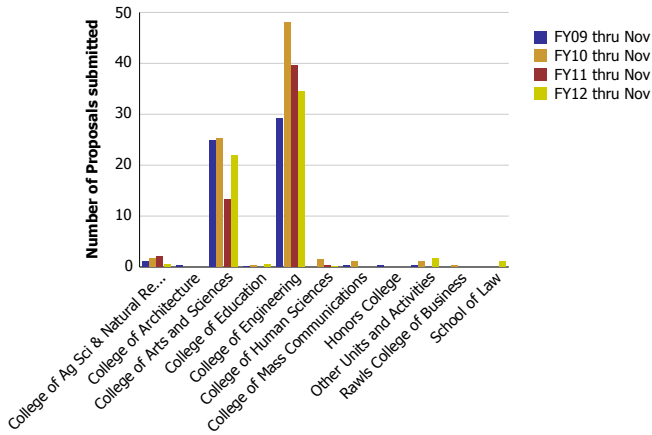
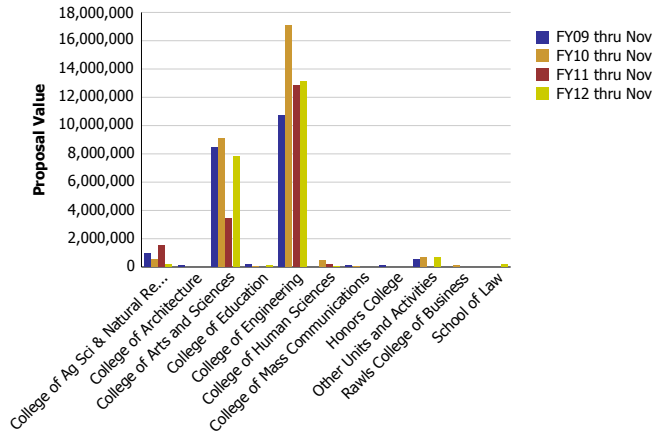


## Research Metrics through November FY12 (by Faculty Home Department) (NSF)

Number of Proposals submitted to NSF by Faculty Home Department

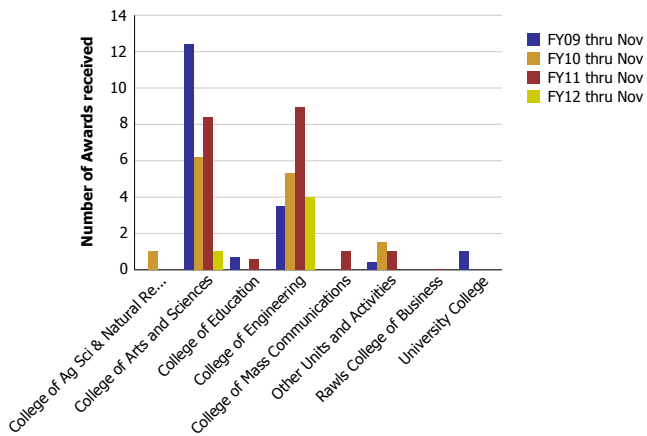


Proposal Value submitted to NSF by Faculty Home Department

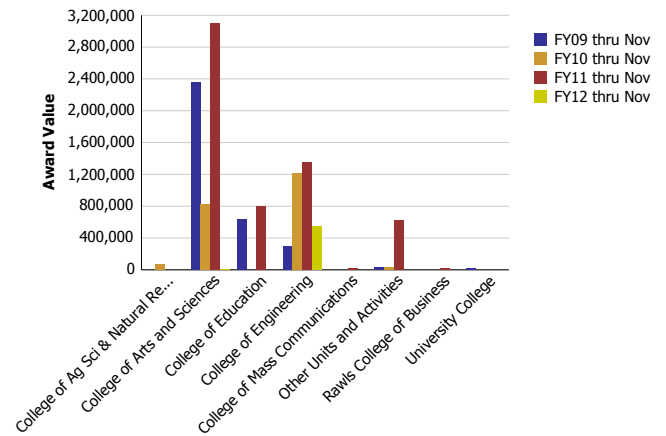


Number of Proposals submitted	FY09 thru Nov	FY10 thru Nov	FY11 thru Nov	FY12 thru Nov	Proposal Value	FY09 thru Nov	FY10 thru Nov	FY11 thru Nov	FY12 thru Nov
College of Ag Sci & Natural Resources	1	2	2	0	College of Ag Sci & Natural Resources	988,390	557,797	1,506,429	199,485
College of Architecture	0	0	0	0	College of Architecture	79,660	0	0	0
College of Arts and Sciences	25	25	13	22	College of Arts and Sciences	8,443,317	9,058,325	3,455,235	7,798,026
College of Education	0	0	0	0	College of Education	192,000	68,832	0	122,659
College of Engineering	29	48	39	35	College of Engineering	10,724,706	17,099,845	12,857,909	13,091,605
College of Human Sciences	0	2	0	0	College of Human Sciences	0	447,106	158,645	35,495
College of Mass Communications	0	1	0	0	College of Mass Communications	120,648	19,177	0	0
Honors College	0	0	0	0	Honors College	120,648	0	0	0
Other Units and Activities	0	1	0	2	Other Units and Activities	499,800	645,238	0	644,838
Rawls College of Business	0	0	0	0	Rawls College of Business	0	140,681	0	0
School of Law	0	0	0	1	School of Law	0	0	0	204,720
<b>Total</b>	<b>56</b>	<b>79</b>	<b>55</b>	<b>60</b>	<b>Total</b>	<b>21,169,167</b>	<b>28,037,002</b>	<b>17,978,219</b>	<b>22,096,828</b>

Number of Awards received from NSF by Faculty Home Department



Award Value received from NSF by Faculty Home Department



Number of Awards received	FY09 thru Nov	FY10 thru Nov	FY11 thru Nov	FY12 thru Nov	Award Value	FY09 thru Nov	FY10 thru Nov	FY11 thru Nov	FY12 thru Nov
College of Ag Sci & Natural Resources	0	1	0	0	College of Ag Sci & Natural Resources	0	65,675	0	0
College of Arts and Sciences	12	6	8	1	College of Arts and Sciences	2,352,449	824,318	3,099,964	7,500
College of Education	1	0	1	0	College of Education	635,367	0	794,818	0
College of Engineering	4	5	9	4	College of Engineering	291,865	1,215,300	1,356,866	553,127
College of Mass Communications	0	0	1	0	College of Mass Communications	0	0	20,144	0
Other Units and Activities	0	2	1	0	Other Units and Activities	28,395	33,814	618,707	0
Rawls College of Business	0	0	0	0	Rawls College of Business	0	0	20,750	0
University College	1	0	0	0	University College	24,767	0	0	0
<b>Total</b>	<b>18</b>	<b>14</b>	<b>20</b>	<b>5</b>	<b>Total</b>	<b>3,332,843</b>	<b>2,139,107</b>	<b>5,911,250</b>	<b>560,627</b>