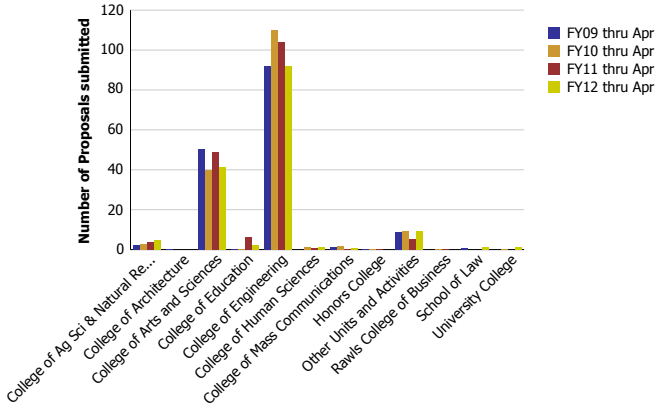
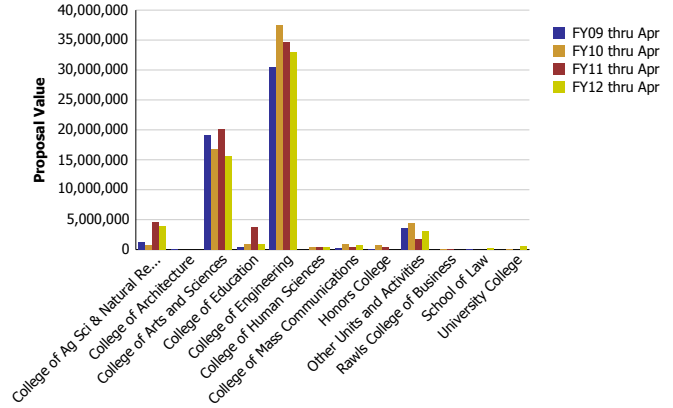


Research Metrics through April FY12 (by Submitting Unit) NSF

Number of Proposals submitted to NSF by Submitting Unit



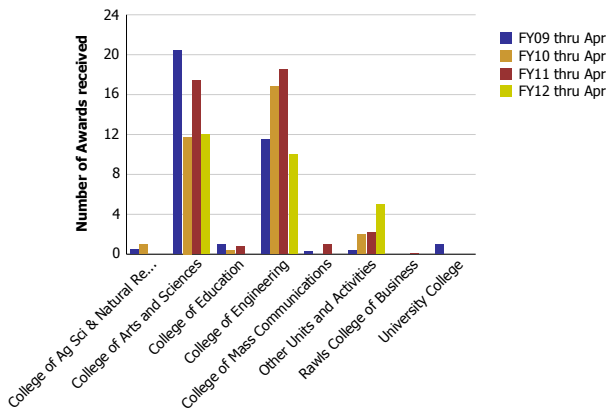
Proposal Value submitted to NSF by Submitting Unit



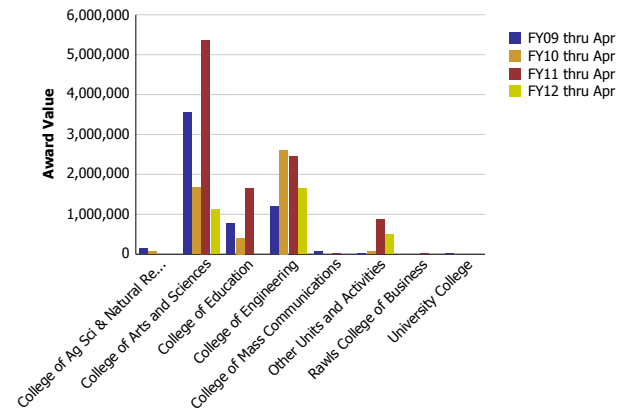
Number of Proposals submitted	FY09 thru Apr	FY10 thru Apr	FY11 thru Apr	FY12 thru Apr
College of Ag Sci & Natural Resources	2.17	2.71	3.60	4.58
College of Architecture	0.20			
College of Arts and Sciences	50.22	39.84	48.72	41.46
College of Education	0.26	0.45	6.09	2.33
College of Engineering	91.97	110.06	104.10	92.11
College of Human Sciences		1.50	0.73	1.33
College of Mass Communications	1.25	1.60	0.20	0.70
Honors College	0.25	0.25	0.20	
Other Units and Activities	8.68	9.46	5.06	9.23
Rawls College of Business		0.05	0.30	
School of Law	1.00			1.10
University College		0.08		1.16
Total	156	166	169	154

Proposal Value	FY09 thru Apr	FY10 thru Apr	FY11 thru Apr	FY12 thru Apr
College of Ag Sci & Natural Resources	1,263,294	752,481	4,669,003	3,973,674
College of Architecture	79,660			
College of Arts and Sciences	19,125,225	16,813,332	20,157,922	15,545,099
College of Education	391,904	852,978	3,723,859	1,002,657
College of Engineering	30,485,758	37,534,791	34,688,053	32,937,226
College of Human Sciences		447,106	362,190	355,964
College of Mass Communications	187,532	863,197	433,081	780,730
Honors College	120,648	784,146	433,081	
Other Units and Activities	3,569,318	4,414,486	1,673,313	3,080,042
Rawls College of Business		35,000	170,588	
School of Law	70,862			234,717
University College		12,000		662,479
Total	55,294,200	62,509,518	66,311,090	58,572,587

Number of Awards received from NSF by Submitting Unit



Award Value received from NSF by Submitting Unit



Number of Awards received	FY09 thru Apr	FY10 thru Apr	FY11 thru Apr	FY12 thru Apr
College of Ag Sci & Natural Resources	0.50	1.00		
College of Architecture				
College of Arts and Sciences	20.40	11.77	17.42	12.00
College of Education	0.95	0.40	0.80	
College of Engineering	11.50	16.83	18.53	10.00
College of Mass Communications	0.25		1.00	
Other Units and Activities	0.40	2.00	2.20	5.00
Rawls College of Business			0.05	
University College	1.00			
Total	35	32	40	27

Award Value	FY09 thru Apr	FY10 thru Apr	FY11 thru Apr	FY12 thru Apr
College of Ag Sci & Natural Resources	149,756	65,675		
College of Architecture				
College of Arts and Sciences	3,547,830	1,667,744	5,365,630	1,120,233
College of Education	772,135	410,130	1,647,954	
College of Engineering	1,202,869	2,613,771	2,452,584	1,644,351
College of Mass Communications	74,878		20,144	
Other Units and Activities	28,395	62,404	873,972	487,741
Rawls College of Business			20,750	
University College	24,767			
Total	5,800,630	4,819,724	10,381,035	3,252,325