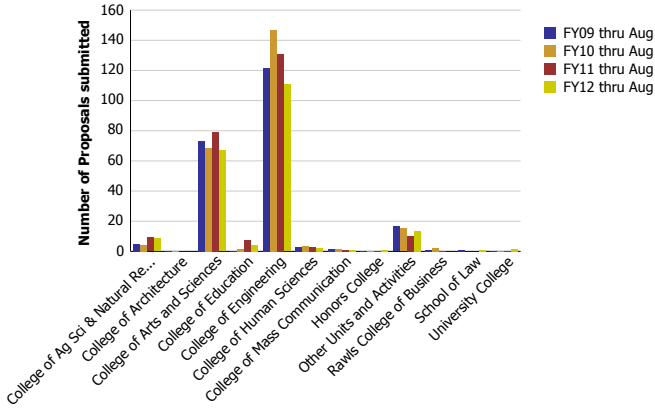
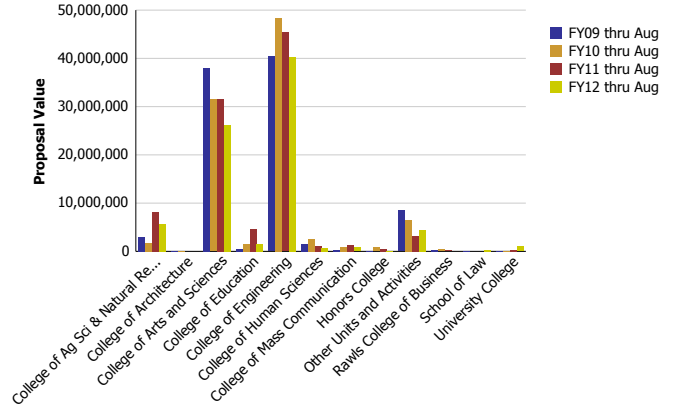


Research Metrics through August FY12 (by Submitting Unit) NSF

Number of Proposals submitted to NSF by Submitting Unit



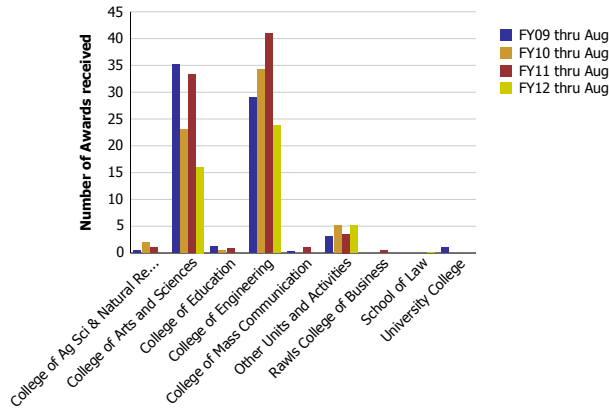
Proposal Value submitted to NSF by Submitting Unit



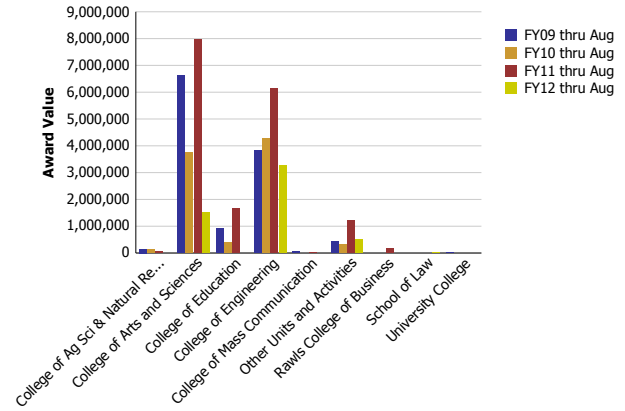
Number of Proposals submitted	FY09 thru Aug	FY10 thru Aug	FY11 thru Aug	FY12 thru Aug
College of Ag Sci & Natural Resources	5.02	4.01	9.20	8.58
College of Architecture	0.20	0.40		
College of Arts and Sciences	73.29	68.39	79.03	66.87
College of Education	0.46	1.61	7.71	4.33
College of Engineering	121.73	146.75	131.07	110.71
College of Human Sciences	3.00	3.50	2.73	2.33
College of Mass Communication	1.35	1.60	0.96	0.70
Honors College	0.25	0.25	0.20	1.00
Other Units and Activities	16.50	15.16	10.30	13.63
Rawls College of Business	1.00	2.05	0.40	
School of Law	1.00			1.10
University College	0.20	0.28	0.40	1.75
Total	224	244	242	211

Proposal Value	FY09 thru Aug	FY10 thru Aug	FY11 thru Aug	FY12 thru Aug
College of Ag Sci & Natural Resources	2,933,887	1,667,819	8,106,017	5,733,260
College of Architecture	79,660	79,928		
College of Arts and Sciences	37,948,047	31,472,957	31,604,829	26,190,745
College of Education	443,894	1,606,340	4,622,053	1,489,625
College of Engineering	40,366,079	48,363,398	45,350,708	40,346,042
College of Human Sciences	1,595,171	2,570,766	1,187,437	757,742
College of Mass Communication	216,642	863,197	1,332,789	780,730
Honors College	120,648	784,146	433,081	37,456
Other Units and Activities	8,455,353	6,558,137	3,254,596	4,379,292
Rawls College of Business	241,154	399,076	179,035	
School of Law	70,862			234,717
University College	39,980	52,000	238,997	1,000,072
Total	92,511,376	94,417,765	96,309,541	80,949,681

Number of Awards received from NSF by Submitting Unit



Award Value received from NSF by Submitting Unit



Number of Awards received	FY09 thru Aug	FY10 thru Aug	FY11 thru Aug	FY12 thru Aug
College of Ag Sci & Natural Resources	0.50	2.00	1.00	
College of Arts and Sciences	35.10	23.12	33.27	16.05
College of Education	1.20	0.40	0.80	
College of Engineering	28.95	34.28	40.93	23.75
College of Mass Communication	0.25		1.00	
Other Units and Activities	3.00	5.20	3.55	5.10
Rawls College of Business			0.45	
School of Law				0.10
University College	1.00			
Total	70	65	81	45

Award Value	FY09 thru Aug	FY10 thru Aug	FY11 thru Aug	FY12 thru Aug
College of Ag Sci & Natural Resources	149,756	133,559	66,441	
College of Arts and Sciences	6,625,517	3,734,408	7,954,749	1,525,217
College of Education	908,168	410,130	1,647,954	
College of Engineering	3,842,813	4,260,666	6,154,696	3,271,396
College of Mass Communication	74,878		20,144	
Other Units and Activities	418,507	323,442	1,201,492	519,217
Rawls College of Business			160,909	
School of Law				29,997
University College	24,767			
Total	12,044,406	8,862,205	17,206,386	5,345,826