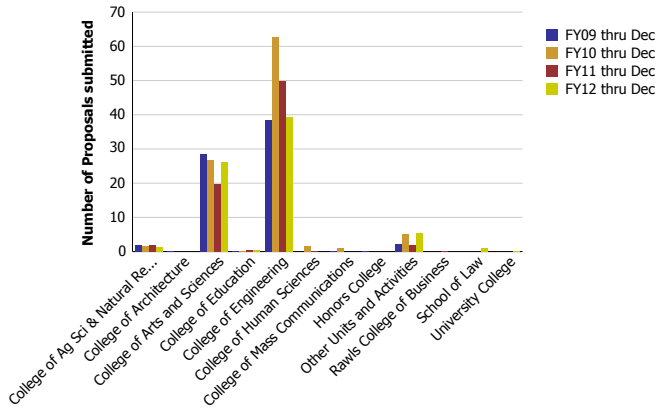
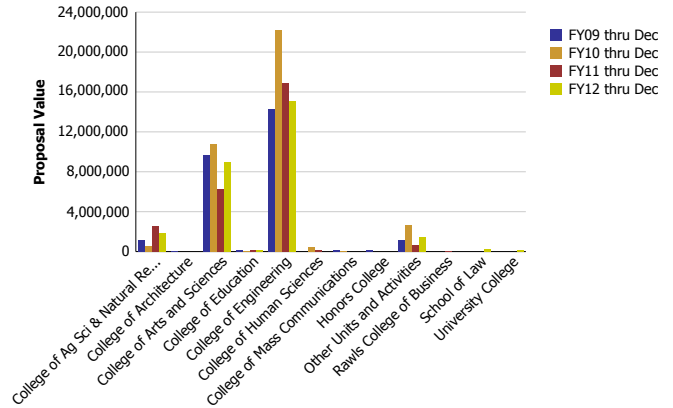


Research Metrics through December FY12 (by Submitting Unit) NSF

Number of Proposals submitted to NSF by Submitting Unit



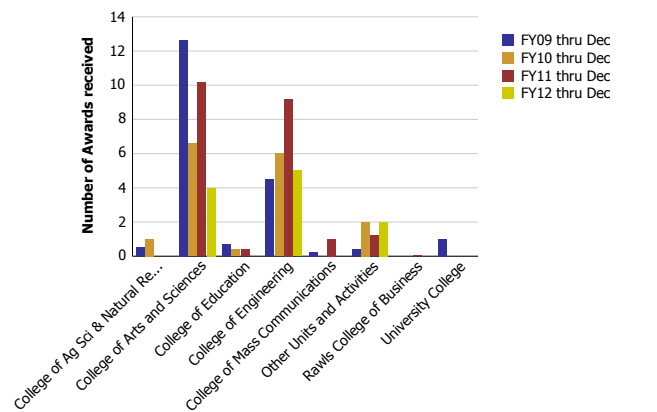
Proposal Value submitted to NSF by Submitting Unit



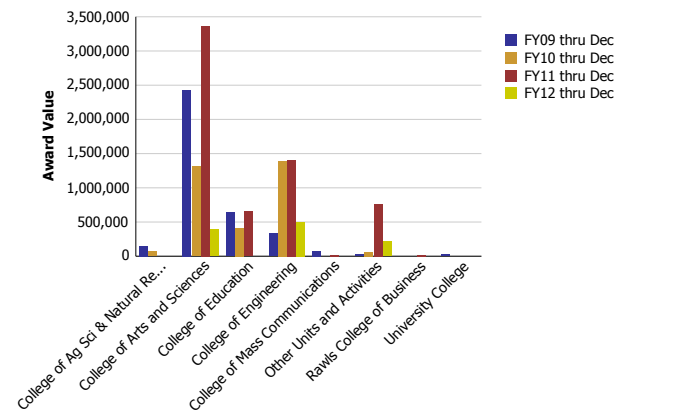
Number of Proposals submitted	FY09 thru Dec	FY10 thru Dec	FY11 thru Dec	FY12 thru Dec
College of Ag Sci & Natural Resources	2	2	2	1
College of Architecture	0	0	0	0
College of Arts and Sciences	28	27	20	26
College of Education	0	0	0	0
College of Engineering	39	63	50	39
College of Human Sciences	0	2	0	0
College of Mass Communications	0	1	0	0
Honors College	0	0	0	0
Other Units and Activities	2	5	2	6
Rawls College of Business	0	0	0	0
School of Law	0	0	0	1
University College	0	0	0	0
Total	72	99	74	74

Proposal Value	FY09 thru Dec	FY10 thru Dec	FY11 thru Dec	FY12 thru Dec
College of Ag Sci & Natural Resources	1,188,390	557,797	2,555,118	1,898,204
College of Architecture	79,660	0	0	0
College of Arts and Sciences	9,649,469	10,744,893	6,295,450	8,950,438
College of Education	192,000	68,832	113,850	122,659
College of Engineering	14,233,080	22,171,260	16,875,310	15,065,144
College of Human Sciences	0	447,106	158,645	0
College of Mass Communications	120,648	19,177	0	0
Honors College	120,648	0	0	0
Other Units and Activities	1,198,732	2,613,889	629,913	1,494,958
Rawls College of Business	0	0	74,904	0
School of Law	0	0	0	204,720
University College	0	0	0	136,687
Total	26,782,625	36,622,956	26,703,191	27,872,810

Number of Awards received from NSF by Submitting Unit



Award Value received from NSF by Submitting Unit



Number of Awards received	FY09 thru Dec	FY10 thru Dec	FY11 thru Dec	FY12 thru Dec
College of Ag Sci & Natural Resources	0	1	0	0
College of Arts and Sciences	13	7	10	4
College of Education	1	0	0	0
College of Engineering	4	6	9	5
College of Mass Communications	0	0	1	0
Other Units and Activities	0	2	1	2
Rawls College of Business	0	0	0	0
University College	1	0	0	0
Total	20	16	22	11

Award Value	FY09 thru Dec	FY10 thru Dec	FY11 thru Dec	FY12 thru Dec
College of Ag Sci & Natural Resources	149,756	65,675	0	0
College of Arts and Sciences	2,427,327	1,310,209	3,368,154	387,218
College of Education	635,367	410,130	651,820	0
College of Engineering	331,975	1,393,121	1,409,366	500,424
College of Mass Communications	74,878	0	20,144	0
Other Units and Activities	28,395	62,404	761,705	217,154
Rawls College of Business	0	0	20,750	0
University College	24,767	0	0	0
Total	3,672,465	3,241,539	6,231,940	1,104,796