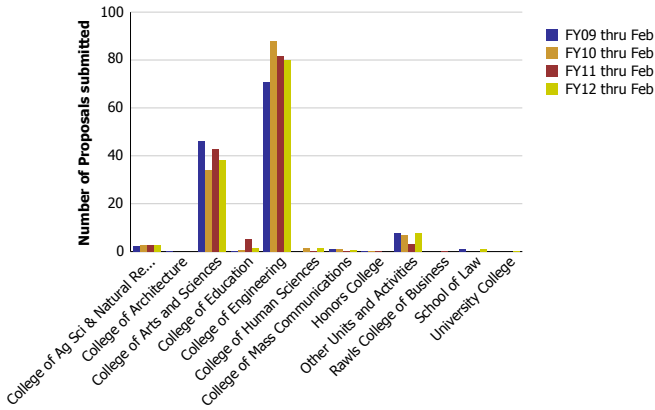
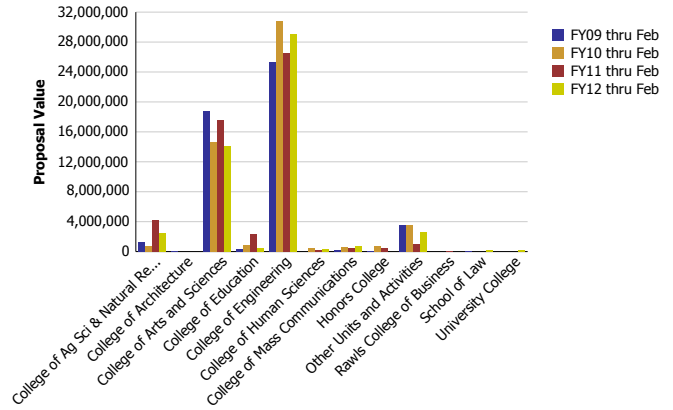


Research Metrics through February FY12 (by Submitting Unit) NSF

Number of Proposals submitted to NSF by Submitting Unit



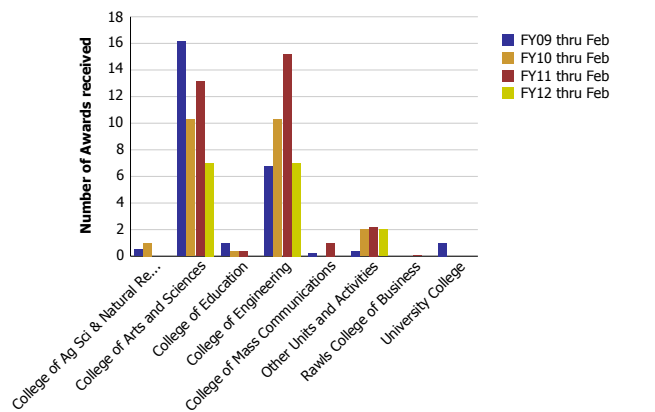
Proposal Value submitted to NSF by Submitting Unit



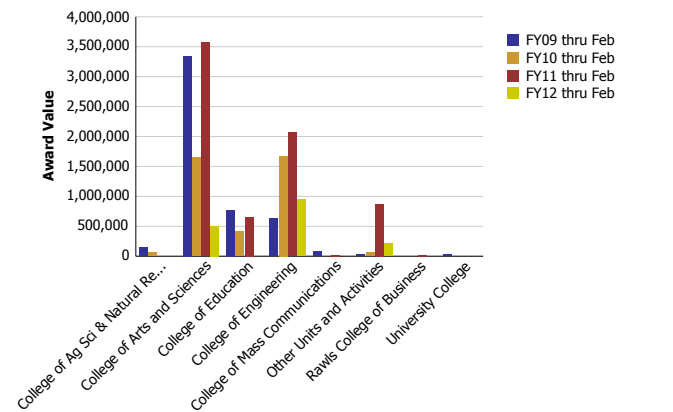
Number of Proposals submitted	FY09 thru Feb	FY10 thru Feb	FY11 thru Feb	FY12 thru Feb
College of Ag Sci & Natural Resources	2.17	2.55	2.60	2.83
College of Architecture	0.20			
College of Arts and Sciences	46.22	34.19	42.72	38.16
College of Education	0.26	0.45	5.09	1.40
College of Engineering	70.97	88.03	81.78	79.77
College of Human Sciences		1.50	0.40	1.33
College of Mass Communications	1.25	1.20	0.20	0.70
Honors College	0.25	0.25	0.20	
Other Units and Activities	7.68	6.83	2.96	7.56
Rawls College of Business			0.05	
School of Law	1.00			1.00
University College				0.25
Total	130	135	136	133

Proposal Value	FY09 thru Feb	FY10 thru Feb	FY11 thru Feb	FY12 thru Feb
College of Ag Sci & Natural Resources	1,263,294	728,481	4,269,744	2,446,230
College of Architecture	79,660			
College of Arts and Sciences	18,811,236	14,652,682	17,515,195	14,068,814
College of Education	391,904	852,978	2,336,796	497,659
College of Engineering	25,342,000	30,802,959	26,546,351	29,072,119
College of Human Sciences		447,106	230,190	355,964
College of Mass Communications	187,532	646,494	433,081	780,730
Honors College	120,648	784,146	433,081	
Other Units and Activities	3,564,093	3,601,769	1,024,237	2,548,865
Rawls College of Business			74,904	
School of Law	70,862			204,720
University College				136,687
Total	49,831,228	52,516,616	52,863,579	50,111,789

Number of Awards received from NSF by Submitting Unit



Award Value received from NSF by Submitting Unit



Number of Awards received	FY09 thru Feb	FY10 thru Feb	FY11 thru Feb	FY12 thru Feb
College of Ag Sci & Natural Resources	0.50	1.00		
College of Arts and Sciences	16.15	10.27	13.15	7.00
College of Education	0.95	0.40	0.40	
College of Engineering	6.75	10.33	15.20	7.00
College of Mass Communications	0.25		1.00	
Other Units and Activities	0.40	2.00	2.20	2.00
Rawls College of Business			0.05	
University College	1.00			
Total	26	24	32	16

Award Value	FY09 thru Feb	FY10 thru Feb	FY11 thru Feb	FY12 thru Feb
College of Ag Sci & Natural Resources	149,756	65,675		
College of Arts and Sciences	3,348,659	1,648,774	3,570,408	507,064
College of Education	772,135	410,130	651,820	
College of Engineering	634,279	1,675,661	2,071,685	949,351
College of Mass Communications	74,878		20,144	
Other Units and Activities	28,395	62,404	873,972	217,154
Rawls College of Business			20,750	
University College	24,767			
Total	5,032,869	3,862,644	7,208,780	1,673,569