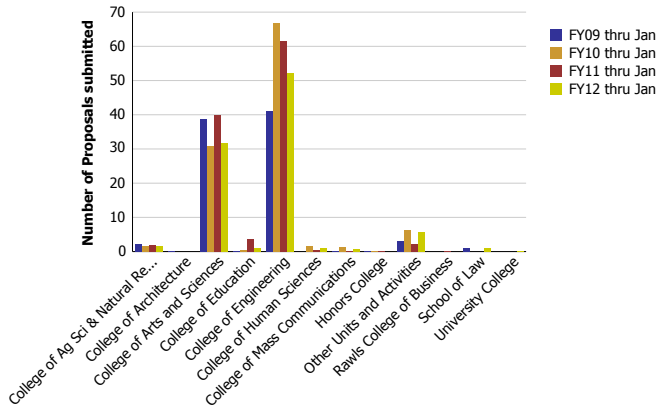
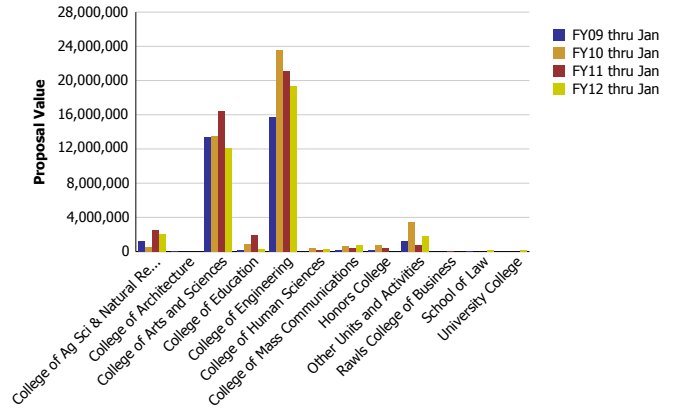


Research Metrics through January FY12 (by Submitting Unit) NSF

Number of Proposals submitted to NSF by Submitting Unit



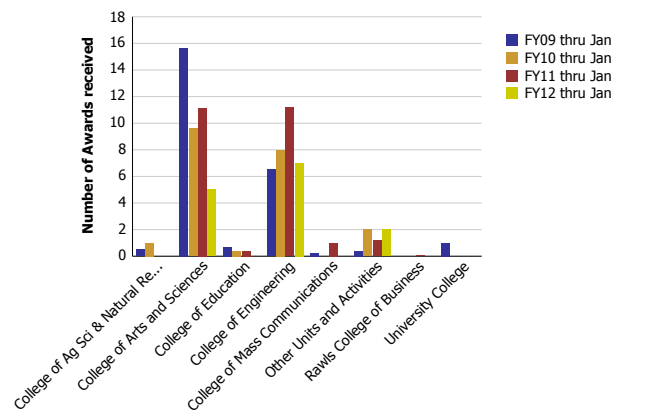
Proposal Value submitted to NSF by Submitting Unit



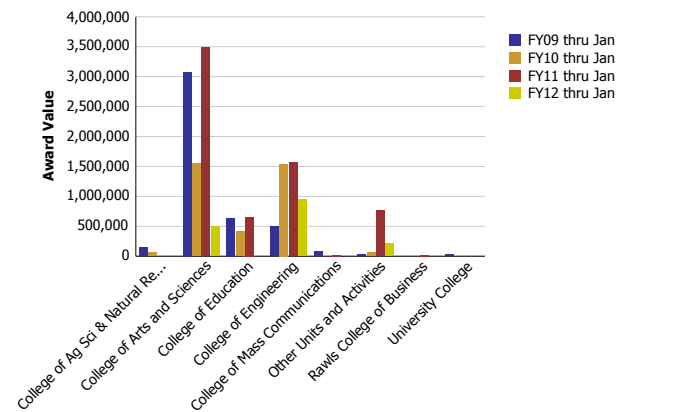
Number of Proposals submitted	FY09 thru Jan	FY10 thru Jan	FY11 thru Jan	FY12 thru Jan
College of Ag Sci & Natural Resources	2.17	1.65	1.90	1.58
College of Architecture	0.20			
College of Arts and Sciences	38.69	30.84	39.97	31.61
College of Education	0.06	0.45	3.63	0.90
College of Engineering	41.18	66.78	61.44	52.18
College of Human Sciences		1.50	0.40	1.00
College of Mass Communications	0.25	1.20	0.20	0.70
Honors College	0.25	0.25	0.20	
Other Units and Activities	3.20	6.33	2.21	5.78
Rawls College of Business			0.05	
School of Law	1.00			1.00
University College				0.25
Total	87	109	110	95

Proposal Value	FY09 thru Jan	FY10 thru Jan	FY11 thru Jan	FY12 thru Jan
College of Ag Sci & Natural Resources	1,263,294	557,797	2,555,118	2,065,503
College of Architecture	79,660			
College of Arts and Sciences	13,419,700	13,557,114	16,419,228	12,157,804
College of Education	192,000	852,978	1,954,273	347,659
College of Engineering	15,672,108	23,559,889	21,129,805	19,311,411
College of Human Sciences		447,106	230,190	248,842
College of Mass Communications	120,648	646,494	433,081	780,730
Honors College	120,648	784,146	433,081	
Other Units and Activities	1,269,972	3,471,834	746,940	1,760,953
Rawls College of Business			74,904	
School of Law	70,862			204,720
University College				136,687
Total	32,208,891	43,877,359	43,976,620	37,014,309

Number of Awards received from NSF by Submitting Unit



Award Value received from NSF by Submitting Unit



Number of Awards received	FY09 thru Jan	FY10 thru Jan	FY11 thru Jan	FY12 thru Jan
College of Ag Sci & Natural Resources	0.50	1.00		
College of Architecture				
College of Arts and Sciences	15.65	9.60	11.15	5.00
College of Education	0.70	0.40	0.40	
College of Engineering	6.50	8.00	11.20	7.00
College of Mass Communications	0.25		1.00	
Other Units and Activities	0.40	2.00	1.20	2.00
Rawls College of Business			0.05	
University College	1.00			
Total	25	21	25	14

Award Value	FY09 thru Jan	FY10 thru Jan	FY11 thru Jan	FY12 thru Jan
College of Ag Sci & Natural Resources	149,756	65,675		
College of Architecture				
College of Arts and Sciences	3,075,124	1,551,624	3,490,374	501,402
College of Education	635,367	410,130	651,820	
College of Engineering	497,511	1,538,473	1,564,132	949,351
College of Mass Communications	74,878		20,144	
Other Units and Activities	28,395	62,404	761,705	217,154
Rawls College of Business			20,750	
University College	24,767			
Total	4,485,798	3,628,306	6,508,926	1,667,907